

AGING OF UNPAID OBLIGATIONS
As at December 31, 2020

Department: Department of Trade and Industry (DTI)
 Agency: Technical Education and Skills Development Authority
 Operating Unit: Central Office
 Organization Code (UACS) : 22 009 0100000

Name of Creditors	Obligation Request and Status			AGING OF UNPAID OBLIGATIONS							Remarks	
	Number	Date	Amount	Amount	90 days & below	91 to 180 days	181 to 270 days	271 to 365/366 days	More than 1 year but less than 2 years	More than 2 years		
A. Due and Demandable Obligations/Accounts	1	2	3	4	5=(6+7+8+9+10+11)	6	7	8	9	10	11	12
A.1 Current Year's Appropriations												
TESDA REGION VIII	02102101202012-05062	2020-12-11	1,314,018,110.88	1,314,018,110.88	1,313,962,178.18	39,200.00	-	-	18,732.50	-	-	-
TESDA NCR	02102101202012-05061	2020-12-11	17,450,000.00	17,450,000.00	17,450,000.00	-	-	-	16,732.50	-	-	-
TESDA REGION IX	02102101202012-05083	2020-12-11	6,100,000.00	6,100,000.00	6,100,000.00	-	-	-	-	-	-	-
TESDA REGION I/IV-A	02101101202012-05076	2020-12-11	488,000.00	488,000.00	488,000.00	-	-	-	-	-	-	-
TESDA CARAGA	02101101202012-05077	2020-12-11	33,222,119.00	33,222,119.00	33,222,119.00	-	-	-	-	-	-	-
TESDA NCR	02101101202012-05040	2020-12-11	241,680.00	241,680.00	241,680.00	-	-	-	-	-	-	-
TESDA REGION II	02101101202012-05041	2020-12-12	1,251,375.20	1,251,375.20	1,251,375.20	-	-	-	-	-	-	-
TESDA REGION III	02101101202012-05042	2020-12-11	1,915,071.00	1,915,071.00	1,915,071.00	-	-	-	-	-	-	-
TESDA REGION I/IV-A	02101101202012-05043	2020-12-11	754,585.00	754,585.00	754,585.00	-	-	-	-	-	-	-
TESDA REGION I/IV-B	02101101202012-05044	2020-12-11	2,682,830.00	2,682,830.00	2,682,830.00	-	-	-	-	-	-	-
TESDA REGION IV	02101101202012-05045	2020-12-11	2,485,200.00	2,485,200.00	2,485,200.00	-	-	-	-	-	-	-
TESDA REGION VI	02101101202012-05047	2020-12-11	999,184.40	999,184.40	999,184.40	-	-	-	-	-	-	-
TESDA REGION IX	02101101202012-05048	2020-12-11	4,971,196.00	4,971,196.00	4,971,196.00	-	-	-	-	-	-	-
TESDA REGION X	02101101202012-05049	2020-12-11	999,984.00	999,984.00	999,984.00	-	-	-	-	-	-	-
TESDA REGION XI	02101101202012-05050	2020-12-11	5,461,862.00	5,461,862.00	5,461,862.00	-	-	-	-	-	-	-
TESDA REGION XII	02101101202012-05071	2020-12-11	14,226,488.00	14,226,488.00	14,226,488.00	-	-	-	-	-	-	-
TESDA REGION X	02101101202012-05072	2020-12-11	11,002,286.20	11,002,286.20	11,002,286.20	-	-	-	-	-	-	-
TESDA NCR	02101101202012-05084	2020-12-11	1,368,870.00	1,368,870.00	1,368,870.00	-	-	-	-	-	-	-
TESDA REGION XI	02101101202012-05070	2020-12-11	5,978,453.20	5,978,453.20	5,978,453.20	-	-	-	-	-	-	-
TESDA REGION VIII	02101101202012-05069	2020-12-11	307,099.20	307,099.20	307,099.20	-	-	-	-	-	-	-
TESDA REGION VII	02101101202012-05088	2020-12-11	5,508,305.00	5,508,305.00	5,508,305.00	-	-	-	-	-	-	-
TESDA REGION I/IV-A	02101101202012-02086	2020-12-11	1,273,727.00	1,273,727.00	1,273,727.00	-	-	-	-	-	-	-
TESDA REGION I/IV-B	02101101202012-05067	2020-12-11	887,088.80	887,088.80	887,088.80	-	-	-	-	-	-	-
TESDA CARAGA	02101101202012-05065	2020-12-11	252,036.00	252,036.00	252,036.00	-	-	-	-	-	-	-
TESDA REGION III	101-2020-12-05126	2020-12-14	5,930,383.00	5,930,383.00	5,930,383.00	-	-	-	-	-	-	-
TESDA REGION V	101-2020-12-05127	2020-12-14	1,003,646.20	1,003,646.20	1,003,646.20	-	-	-	-	-	-	-
TESDA REGION IX	101-2020-12-05128	2020-12-14	6,676,589.20	6,676,589.20	6,676,589.20	-	-	-	-	-	-	-
TESDA CARAGA	101-2020-12-05129	2020-12-14	531,289.80	531,289.80	531,289.80	-	-	-	-	-	-	-
TESDA REGION III	101-2020-12-05153	2020-12-15	561,050.00	561,050.00	561,050.00	-	-	-	-	-	-	-
TESDA NCR	101-2020-12-05134	2020-12-14	432,474.00	432,474.00	432,474.00	-	-	-	-	-	-	-
TESDA REGION III	101-2020-12-05135	2020-12-14	17,878,489.80	17,878,489.80	17,878,489.80	-	-	-	-	-	-	-
TESDA REGION I/IV-A	101-2020-12-05136	2020-12-14	2,888,943.00	2,888,943.00	2,888,943.00	-	-	-	-	-	-	-
TESDA REGION V	101-2020-12-05138	2020-12-12	2,897,399.20	2,897,399.20	2,897,399.20	-	-	-	-	-	-	-
TESDA REGION VII	101-2020-12-05139	2020-12-14	6,006,103.00	6,006,103.00	6,006,103.00	-	-	-	-	-	-	-
TESDA NCR	101-2020-12-05040	2020-12-11	2,415,600.00	2,415,600.00	2,415,600.00	-	-	-	-	-	-	-
TESDA REGION II	101-2020-12-05041	2020-12-12	1,251,375.20	1,251,375.20	1,251,375.20	-	-	-	-	-	-	-
TESDA REGION III	101-2020-12-05042	2020-12-11	1,915,071.00	1,915,071.00	1,915,071.00	-	-	-	-	-	-	-

Name of Creditors	Obligation Request and Status			AGING OF UNPAID OBLIGATIONS								Remarks
	Number	Date	Amount	Amount	90 days & below	81 to 180 days	181 to 270 days	271 to 366/366 days	More than 1 year but less than 2 years	More than 2 years		
TESDA REGION IV-A	1	1900-01-03		5=(6+7+8+9+10+11)								
TESDA REGION IV-B	2	2020-12-11	754,586	754,586.00	754,585.00	-	-	-	-	-		
TESDA REGION V	3	2020-12-11	2,892,890.00	2,892,890.00	2,892,890.00	-	-	-	-	-		
TESDA REGION VI	4	2020-12-11	2,495,200.00	2,495,200.00	2,495,200.00	-	-	-	-	-		
TESDA REGION VII	5	2020-12-11	999,184.40	999,184.40	999,184.40	-	-	-	-	-		
TESDA REGION IX	6	2020-12-11	11,023,600.00	11,023,600.00	11,023,600.00	-	-	-	-	-		
TESDA REGION XI	7	2020-12-11	4,971,196.00	4,971,196.00	4,971,196.00	-	-	-	-	-		
TESDA REGION XII	8	2020-12-11	999,984.00	999,984.00	999,984.00	-	-	-	-	-		
TESDA REGION I	9	2020-12-11	5,461,662.00	5,461,662.00	5,461,662.00	-	-	-	-	-		
TESDA REGION VIII	10	2020-12-11	17,450,000.00	17,450,000.00	17,450,000.00	-	-	-	-	-		
TESDA NCR	11	2020-12-11	6,100,000.00	6,100,000.00	6,100,000.00	-	-	-	-	-		
TESDA REGION IX	12	2020-12-11	75,060.00	75,060.00	75,060.00	-	-	-	-	-		
TESDA REGION IV-A	13	2020-12-11	488,000.00	488,000.00	488,000.00	-	-	-	-	-		
TESDA CARAGA	14	2020-12-11	33,222,119.00	33,222,119.00	33,222,119.00	-	-	-	-	-		
TESDA REGION XII	15	2020-12-11	14,226,498.00	14,226,498.00	14,226,498.00	-	-	-	-	-		
TESDA REGION X	16	2020-12-11	11,002,286.20	11,002,286.20	11,002,286.20	-	-	-	-	-		
TESDA NCR	17	2020-12-11	1,364,870.00	1,364,870.00	1,364,870.00	-	-	-	-	-		
TESDA REGION XI	18	2020-12-11	5,978,453.20	5,978,453.20	5,978,453.20	-	-	-	-	-		
TESDA REGION VIII	19	2020-12-11	307,099.20	307,099.20	307,099.20	-	-	-	-	-		
TESDA REGION VII	20	2020-12-11	5,508,305.00	5,508,305.00	5,508,305.00	-	-	-	-	-		
TESDA REGION IV-A	21	2020-12-11	1,273,727.00	1,273,727.00	1,273,727.00	-	-	-	-	-		
TESDA REGION IV-B	22	2020-12-11	887,098.80	887,098.80	887,098.80	-	-	-	-	-		
TESDA CAR	23	2020-12-11	252,036.00	252,036.00	252,036.00	-	-	-	-	-		
TESDA CAR	24	2020-12-17	1,275,120.00	1,275,120.00	1,275,120.00	-	-	-	-	-		
TESDA REGION IV-A	25	2020-12-17	6,100,000.00	6,100,000.00	6,100,000.00	-	-	-	-	-		
TESDA REGION IV-A	26	2020-12-17	2,998,315.60	2,998,315.60	2,998,315.60	-	-	-	-	-		
TESDA REGION VII	27	2020-12-17	1,490,886.60	1,490,886.60	1,490,886.60	-	-	-	-	-		
TESDA REGION VIII	28	2020-12-17	1,525,000.00	1,525,000.00	1,525,000.00	-	-	-	-	-		
TESDA REGION IX	29	2020-12-17	2,998,554.00	2,998,554.00	2,998,554.00	-	-	-	-	-		
TESDA REGION V	30	2020-12-17	43,958.97	43,958.97	43,958.97	-	-	-	-	-		
TESDA REGION IV-A	31	2020-12-09	56,053,549.20	56,053,549.20	56,053,549.20	-	-	-	-	-		
TESDA REGION V	32	2020-12-09	46,283,107.80	46,283,107.80	46,283,107.80	-	-	-	-	-		
TESDA REGION VII	33	2020-12-09	48,570,898.80	48,570,898.80	48,570,898.80	-	-	-	-	-		
TESDA REGION IX	34	2020-12-09	5,994,741.60	5,994,741.60	5,994,741.60	-	-	-	-	-		
TESDA REGION X	35	2020-12-09	24,204,619.80	24,204,619.80	24,204,619.80	-	-	-	-	-		
TESDA REGION XI	36	2020-12-09	8,984,850.20	8,984,850.20	8,984,850.20	-	-	-	-	-		
TESDA CARAGA	37	2020-12-09	11,898,340.00	11,898,340.00	11,898,340.00	-	-	-	-	-		
TESDA REGION VII	38	2020-12-17	3,941,437.60	3,941,437.60	3,941,437.60	-	-	-	-	-		
TESDA REGION VIII	39	2020-12-17	8,990.18	8,990.18	8,990.18	-	-	-	-	-		
TESDA REGION V	40	2020-12-22	43,958.97	43,958.97	43,958.97	-	-	-	-	-		
TESDA CARAGA	41	2020-12-18	13,962.00	13,962.00	13,962.00	-	-	-	-	-		
TESDA REGION XII	42	2020-12-18	83,962.00	83,962.00	83,962.00	-	-	-	-	-		
TESDA REGION V	43	2020-12-17	41,976.00	41,976.00	41,976.00	-	-	-	-	-		
TESDA REGION I	44	2020-12-17	13,992.00	13,992.00	13,992.00	-	-	-	-	-		
TESDA REGION II	45	2020-12-17	13,962.00	13,962.00	13,962.00	-	-	-	-	-		
TESDA REGION XI	46	2020-12-17	27,984.00	27,984.00	27,984.00	-	-	-	-	-		
TESDA CARAGA	47	2020-12-22	81,000.00	81,000.00	81,000.00	-	-	-	-	-		
TESDA REGION IV-B	48	2020-12-18	600,000.00	600,000.00	600,000.00	-	-	-	-	-		
VARIOUS PAYEES	49	2020-12-18	72,000.00	72,000.00	72,000.00	-	-	-	-	-		
VARIOUS PAYEES	50	2020-12-18	102,000.00	102,000.00	102,000.00	-	-	-	-	-		

Name of Creditors	Obligation Request and Status			AGING OF UNPAID OBLIGATIONS								Remarks
	Number	Date	Amount	Amount	90 days & below	91 to 180 days	181 to 270 days	271 to 365/366 days	More than 1 year but less than 2 years	More than 2 years		
	1			5=(6+7+8+9+10+11)	6	7	8	9	10	11	12	
DINA V. ESMAS	101-2020-12-05646	2020-12-28	1,036.53	1,036.53	1,036.53	-	-	-	-	-	-	
DINA V. ESMAS	101-2020-12-05648	2020-12-28	1,049.00	1,049.00	1,049.00	-	-	-	-	-	-	
VARIOUS PAYEES	101-2020-12-05348	2020-12-18	102,000.00	102,000.00	102,000.00	-	-	-	-	-	-	
VARIOUS PAYEES	101-2020-12-05356	2020-12-18	144,000.00	144,000.00	144,000.00	-	-	-	-	-	-	
VARIOUS PAYEES	101-2020-12-05178	2020-12-16	130,000.00	130,000.00	130,000.00	-	-	-	-	-	-	
PROCUREMENT SERVICE	101-2020-11-04424	2020-11-18	2,956.49	2,956.49	2,956.49	-	-	-	-	-	-	
PHILIPPINE INSTITUTE FOR DEVELOPMENT STUDIES	101-2020-12-05017	2020-12-10	521,000.00	521,000.00	521,000.00	-	-	-	-	-	-	
VON & LUKE CATERING SERVICES	101-2020-09-03320	2020-09-25	19,600.00	19,600.00	19,600.00	-	-	-	-	-	-	
PLDT	101-2020-12-06272	2020-12-17	1,699.99	1,699.99	1,699.99	-	-	-	-	-	-	
TESDA SSP	101-2020-11-04688	2020-11-26	172,500.00	172,500.00	172,500.00	-	-	-	-	-	-	
YASMIN ANN I. PIMENTEL	101-2020-12-05366	2020-12-18	1,590.00	1,590.00	1,590.00	-	-	-	-	-	-	
NERISSA L. BALDEBOR	101-2020-12-05355	2020-12-18	1,000.00	1,000.00	1,000.00	-	-	-	-	-	-	
MA. BERNADETTE O. REFLERZON	101-2020-12-05028	2020-12-11	7,070.00	7,070.00	7,070.00	-	-	-	-	-	-	
ROMMEL E. MAMPANG	101-2020-12-05354	2020-12-11	1,960.00	1,960.00	1,960.00	-	-	-	-	-	-	
EVANGELINE A. COSEP	101-2020-12-05364	2020-12-18	800.00	800.00	800.00	-	-	-	-	-	-	
HOWARD MARK N. PLETE	101-2020-12-05381	2020-12-18	800.00	800.00	800.00	-	-	-	-	-	-	
OTUS COPY SYSTEMS, INC.	2020-02-00598-A	2020-02-17	4,176.82	4,176.82	4,176.82	-	-	-	-	-	-	
MARVIC J. SAGUN	101-2020-12-05113	2020-12-14	1,960.00	1,960.00	1,960.00	-	-	-	-	-	-	
TESDA SSP	101-2020-12-05369	2020-12-18	1,125.00	1,125.00	1,125.00	-	-	-	-	-	-	
OTUS COPY SYSTEMS, INC.	2020-02-00598-A	2020-02-17	12,555.88	12,555.88	12,555.88	-	-	-	-	-	-	
VON & LUKE CATERING SERVICES	2020-09-03996	2020-09-16	19,600.00	19,600.00	19,600.00	-	-	-	-	-	-	
VARIOUS PAYEES	101-2020-12-05177	2020-12-16	32,000.00	32,000.00	32,000.00	-	-	-	-	-	-	
VARIOUS PAYEES	101-2020-12-05226	2020-12-16	10,000.00	10,000.00	10,000.00	-	-	-	-	-	-	
VARIOUS PAYEES	101-2020-12-05224	2020-12-16	16,000.00	16,000.00	16,000.00	-	-	-	-	-	-	
DEDICATED INTERNET ACCESS SERVICES FOR TESDA APPLICATION	101-2020-12-04873	2020-12-03	114,800.00	114,800.00	114,800.00	-	-	-	-	-	-	
SOMIA B. PAGADJUAN	101-2020-12-05240	2020-12-16	4,000.00	4,000.00	4,000.00	-	-	-	-	-	-	
VARIOUS PAYEES	101-2020-12-05347	2020-12-18	56,000.00	56,000.00	56,000.00	-	-	-	-	-	-	
VARIOUS PAYEES	101-2020-11-04392	2020-11-17	22,000.00	22,000.00	22,000.00	-	-	-	-	-	-	
VARIOUS PAYEES	101-2020-12-05418	2020-12-21	8,000.00	8,000.00	8,000.00	-	-	-	-	-	-	
JOHN LORENZO A. YAMBOT	101-2020-12-04911	2020-12-04	90,000.00	90,000.00	90,000.00	-	-	-	-	-	-	
NANCY ANNEZ-TANPANG	101-2020-12-04911	2020-12-04	150,000.00	150,000.00	150,000.00	-	-	-	-	-	-	
STEPHEN I. CEZAR	101-2020-12-05393	2020-12-18	2,000.00	2,000.00	2,000.00	-	-	-	-	-	-	
PLDT, INC.	101-2020-12-05695	2020-12-28	1,752.53	1,752.53	1,752.53	-	-	-	-	-	-	
PLDT, INC.	101-2020-12-05637	2020-12-28	1,508.15	1,508.15	1,508.15	-	-	-	-	-	-	
PLDT, INC.	101-2020-12-05639	2020-12-28	4,002.97	4,002.97	4,002.97	-	-	-	-	-	-	
PLDT, INC.	101-2020-12-05623	2020-12-23	7,244.64	7,244.64	7,244.64	-	-	-	-	-	-	
PLDT, INC.	101-2020-12-05614	2020-12-23	1,967.04	1,967.04	1,967.04	-	-	-	-	-	-	
PLDT, INC.	101-2020-12-05643	2020-12-26	3,889.08	3,889.08	3,889.08	-	-	-	-	-	-	
PLDT, INC.	101-2020-12-05647	2020-12-26	3,077.50	3,077.50	3,077.50	-	-	-	-	-	-	
PROCUREMENT SERVICE	101-2020-11-04597	2020-11-24	117,027.99	117,027.99	117,027.99	-	-	-	-	-	-	
ARCADIA CRIBELDA P. BALINAS	101-2020-12-05653	2020-12-28	720.40	720.40	720.40	-	-	-	-	-	-	
MOONSTRY SIGN & ADVERTISING	101-2020-12-05690	2020-12-29	104,900.00	104,900.00	104,900.00	-	-	-	-	-	-	
KING OF KINGS TRADING	101-2020-12-05691	2020-12-29	67,620.00	67,620.00	67,620.00	-	-	-	-	-	-	
JALS TRADING	101-2020-12-05692	2020-12-29	89,500.00	89,500.00	89,500.00	-	-	-	-	-	-	
PLDT, INC.	101-2020-12-05693	2020-12-29	5,923.08	5,923.08	5,923.08	-	-	-	-	-	-	
QUALIPRESS PRINTING SERVICES	101-2020-12-05694	2020-12-29	52,350.00	52,350.00	52,350.00	-	-	-	-	-	-	
TESDA WOMEN'S CENTER (TWC) FUND 181 SSP	101-2020-12-05695	2020-12-29	22,900.00	22,900.00	22,900.00	-	-	-	-	-	-	
VON & LUKE CATERING SERVICES	101-2020-12-05696	2020-12-29	2,016.00	2,016.00	2,016.00	-	-	-	-	-	-	

Name of Creditors	Obligation Request and Status				AGING OF UNPAID OBLIGATIONS								Remarks
	Number	Date	Amount	Amount	90 days & below	91 to 180 days	181 to 270 days	271 to 365/366 days	More than 1 year but less than 2 years	More than 2 years			
TESDA SSP	1	1900-01-03	4	5=(6+7+8+9+10+11)	6	7	8	9	10	11	12		
VON & LUKE CATERING SERVICES	101-2020-12-05697	2020-12-29	487.50	487.50	487.50	-	-	-	-	-	-		
VON & LUKE CATERING SERVICES	101-2020-12-05698	2020-12-29	335,160.00	335,160.00	335,160.00	-	-	-	-	-	-		
VON & LUKE CATERING SERVICES	101-2020-12-05699	2020-12-29	2,352.00	2,352.00	2,352.00	-	-	-	-	-	-		
VON & LUKE CATERING SERVICES	101-2020-12-05700	2020-12-29	1,848.00	1,848.00	1,848.00	-	-	-	-	-	-		
VON & LUKE CATERING SERVICES	101-2020-12-05701	2020-12-29	1,848.00	1,848.00	1,848.00	-	-	-	-	-	-		
VON & LUKE CATERING SERVICES	101-2020-12-05702	2020-12-29	2,688.00	2,688.00	2,688.00	-	-	-	-	-	-		
MARIA SUSAN P. DELA RAMA	101-2020-12-05703	2020-12-29	4,957.36	4,957.36	4,957.36	-	-	-	-	-	-		
PLDT INC.	101-2020-12-05704	2020-12-29	1,468.32	1,468.32	1,468.32	-	-	-	-	-	-		
TESDA REGION V	101-2020-12-05705	2020-12-29	2,126,515.56	2,126,515.56	2,126,515.56	-	-	-	-	-	-		
GLOBE TELECOM, INC.	101-2020-12-05706	2020-12-29	2,000.00	2,000.00	2,000.00	-	-	-	-	-	-		
GLOBE TELECOM, INC.	101-2020-12-05707	2020-12-29	1,999.00	1,999.00	1,999.00	-	-	-	-	-	-		
PLDT INC.	101-2020-12-05708	2020-12-29	1,756.89	1,756.89	1,756.89	-	-	-	-	-	-		
ROSANNA A. URDANETA	101-2020-12-05709	2020-12-29	761.75	761.75	761.75	-	-	-	-	-	-		
ROSANNA A. URDANETA	101-2020-12-05710	2020-12-29	1,997.01	1,997.01	1,997.01	-	-	-	-	-	-		
PLDT INC.	101-2020-12-05711	2020-12-29	2,047.82	2,047.82	2,047.82	-	-	-	-	-	-		
GLEN S. AGUILAR	101-2020-12-05712	2020-12-29	8,800.00	8,800.00	8,800.00	-	-	-	-	-	-		
KIMBERLY ANN F. TIBURCIO	101-2020-12-05713	2020-12-29	15,732.00	15,732.00	15,732.00	-	-	-	-	-	-		
JENNICA ANN MALAGA	101-2020-12-05714	2020-12-29	3,921.80	3,921.80	3,921.80	-	-	-	-	-	-		
EMELY Q. TESORO	101-2020-12-05715	2020-12-29	1,999.00	1,999.00	1,999.00	-	-	-	-	-	-		
PLDT INC.	101-2020-12-05716	2020-12-29	3,355.03	3,355.03	3,355.03	-	-	-	-	-	-		
ISIDRO S. LAPENA	101-2020-12-05717	2020-12-29	1,999.00	1,999.00	1,999.00	-	-	-	-	-	-		
SMART COMMUNICATIONS, INC.	101-2020-12-05718	2020-12-29	5,000.00	5,000.00	5,000.00	-	-	-	-	-	-		
TESDA CAR	101-2020-12-05719	2020-12-29	96,159.00	96,159.00	96,159.00	-	-	-	-	-	-		
TESDA REGION IV-B	101-2020-12-05720	2020-12-29	97,293.00	97,293.00	97,293.00	-	-	-	-	-	-		
TESDA REGION IV-B	101-2020-12-05721	2020-12-29	76,125.88	76,125.88	76,125.88	-	-	-	-	-	-		
PLDT INC.	101-2020-12-05722	2020-12-29	2,051.71	2,051.71	2,051.71	-	-	-	-	-	-		
CARZA A. DACUMA	101-2020-12-05723	2020-12-29	2,998.00	2,998.00	2,998.00	-	-	-	-	-	-		
BARANCO TECHNOLOGIES, INC.	101-2020-12-05724	2020-12-29	12,000.00	12,000.00	12,000.00	-	-	-	-	-	-		
SEE MANUFACTURING CONTRACTOR	101-2020-12-05725	2020-12-29	45,500.00	45,500.00	45,500.00	-	-	-	-	-	-		
TESDA REGION VIII	101-2020-12-05726	2020-12-29	61,000.00	61,000.00	61,000.00	-	-	-	-	-	-		
MELIDA B. TAGAYAS	101-2020-12-05727	2020-12-29	720.80	720.80	720.80	-	-	-	-	-	-		
ACCESSORIES AND SUPPLIES DEPOT INC.	101-2020-12-05728	2020-12-29	36,500.00	36,500.00	36,500.00	-	-	-	-	-	-		
REGENCIA PRINTING SERVICES	101-2020-12-05729	2020-12-29	117,000.00	117,000.00	117,000.00	-	-	-	-	-	-		
GLOBE TELECOM, INC.	101-2020-12-05730	2020-12-29	1,000.00	1,000.00	1,000.00	-	-	-	-	-	-		
PLDT INC.	101-2020-12-05731	2020-12-29	1,410.15	1,410.15	1,410.15	-	-	-	-	-	-		
MARIA SUSAN P. DELA RAMA	101-2020-12-05732	2020-12-29	17,210.00	17,210.00	17,210.00	-	-	-	-	-	-		
TESDA REGION VIII	101-2020-12-05733	2020-12-29	600,000.00	600,000.00	600,000.00	-	-	-	-	-	-		
ANNA LUZA A. DE GUZMAN	101-2020-12-05734	2020-12-29	10,013.79	10,013.79	10,013.79	-	-	-	-	-	-		
MARIA SUSAN P. DELA RAMA	101-2020-12-05735	2020-12-29	3,500.00	3,500.00	3,500.00	-	-	-	-	-	-		
CARZA A. DACUMA	101-2020-12-05736	2020-12-29	5,550.00	5,550.00	5,550.00	-	-	-	-	-	-		
PLDT INC.	101-2020-12-05737	2020-12-29	114,800.00	114,800.00	114,800.00	-	-	-	-	-	-		
PLDT INC.	101-2020-12-05738	2020-12-29	2,900.65	2,900.65	2,900.65	-	-	-	-	-	-		
VON AND LUKE CATERING SERVICES	101-2020-12-05739	2020-12-29	4,368.00	4,368.00	4,368.00	-	-	-	-	-	-		
VON AND LUKE CATERING SERVICES	101-2020-12-05740	2020-12-29	2,800.00	2,800.00	2,800.00	-	-	-	-	-	-		
VON AND LUKE CATERING SERVICES	101-2020-12-05741	2020-12-29	9,408.00	9,408.00	9,408.00	-	-	-	-	-	-		
VON AND LUKE CATERING SERVICES	101-2020-12-05742	2020-12-29	12,220.00	12,220.00	12,220.00	-	-	-	-	-	-		
VON AND LUKE CATERING SERVICES	101-2020-12-05743	2020-12-29	3,360.00	3,360.00	3,360.00	-	-	-	-	-	-		
GLOBE TELECOM, INC.	101-2020-12-05744	2020-12-29	1,999.00	1,999.00	1,999.00	-	-	-	-	-	-		
VARCIOUS PAYEES	101-2020-12-05745	2020-12-29	91,864.63	91,864.63	91,864.63	-	-	-	-	-	-		
MARK NIEL G. PAREDES	101-2020-12-05746	2020-12-29	3,056.08	3,056.08	3,056.08	-	-	-	-	-	-		

Name of Creditors	Obligation Request and Status				AGING OF UNPAID OBLIGATIONS								Remarks
	Number	Date	Amount	Amount	5-(6+7+8+9+10+11)	90 days & below	91 to 180 days	181 to 270 days	271 to 365/366 days	More than 1 year but less than 2 years	More than 2 years		
VARIOUS PAYEES	1												
ANA MARIA D. MENDOZA	2	1900-01-03	46,404.38	46,404.38	46,404.38								
AMELIA D. NATIVIDAD		101-2020-12-05748	2020-12-29	7,843.60	7,843.60	7,843.60							
VARIOUS PAYEES		101-2020-12-05749	2020-12-29	11,863.68	11,863.68	11,863.68							
VARIOUS PAYEES		101-2020-12-05750	2020-12-29	22,991.87	22,991.87	22,991.87							
VARIOUS PAYEES		101-2020-12-05751	2020-12-29	73,396.41	73,396.41	73,396.41							
VARIOUS PAYEES		101-2020-12-05752	2020-12-29	59,486.52	59,486.52	59,486.52							
KATHERINE AMOR A. ZARSAOAS		101-2020-12-05766	2020-12-29	2,000.00	2,000.00	2,000.00							
COOLADS DESIGNS AND PRINT INC.		101-2020-12-05767	2020-12-29	18,000.00	18,000.00	18,000.00							
MARITES S. RAMOS		101-2020-12-05768	2020-12-29	1,276.71	1,276.71	1,276.71							
MARITES S. RAMOS		101-2020-12-05769	2020-12-29	1,798.71	1,798.71	1,798.71							
SMART COMMUNICATIONS, INC.		101-2020-12-05770	2020-12-29	1,000.00	1,000.00	1,000.00							
JONATHAN R. VILLARAMA		101-2020-12-05771	2020-12-29	4,825.00	4,825.00	4,825.00							
ROMER A. GAONCHERO		101-2020-12-05772	2020-12-29	4,726.00	4,726.00	4,726.00							
ROGER M. MALABANAN		101-2020-12-05773	2020-12-29	5,935.00	5,935.00	5,935.00							
ZAB ENTERPRISES INC.		101-2020-12-05774	2020-12-29	2,307.50	2,307.50	2,307.50							
PBT TECHNOLOGY SOLUTIONS INC.		101-2020-12-05775	2020-12-29	884.00	884.00	884.00							
VARIOUS PAYEES		101-2020-12-05776	2020-12-29	40,491.13	40,491.13	40,491.13							
VARIOUS PAYEES		101-2020-12-05777	2020-12-29	30,027.84	30,027.84	30,027.84							
ANADOR G. TAPANA, JR		101-2020-12-05778	2020-12-29	9,000.00	9,000.00	9,000.00							
RICHEL F. TULAO		101-2020-12-05779	2020-12-29	9,972.79	9,972.79	9,972.79							
VARIOUS PAYEES		101-2020-12-05780	2020-12-29	56,082.78	56,082.78	56,082.78							
VARIOUS PAYEES		101-2020-12-05781	2020-12-29	214,417.00	214,417.00	214,417.00							
DR RAUL F. MUYONG		101-2020-12-05782	2020-12-29	33,333.33	33,333.33	33,333.33							
MA CHRISTINA G. AQUINO		101-2020-12-05783	2020-12-29	22,222.22	22,222.22	22,222.22							
PETER P. NEGRIDO		101-2020-12-05784	2020-12-29	33,333.33	33,333.33	33,333.33							
CLARISSA C. GEMER		101-2020-12-05785	2020-12-29	33,333.33	33,333.33	33,333.33							
DR GERARDO L. PENECELLA		101-2020-12-05786	2020-12-29	44,444.44	44,444.44	44,444.44							
DR MARCELA T. CALUSCOGIN		101-2020-12-05787	2020-12-29	33,333.33	33,333.33	33,333.33							
ROSALINDA C. ALMERA		101-2020-12-05788	2020-12-29	33,333.33	33,333.33	33,333.33							
DR RICHARD DE LEON		101-2020-12-05789	2020-12-29	44,444.44	44,444.44	44,444.44							
MARIA ALMA G. FACIO		101-2020-12-05790	2020-12-29	44,444.48	44,444.48	44,444.48							
ATTY. MARYCEL C. ENGRACIA		101-2020-12-05791	2020-12-29	33,333.36	33,333.36	33,333.36							
TERESA P. ANG		101-2020-12-05792	2020-12-29	55,555.80	55,555.80	55,555.80							
MISQUELITO A. RELIENTE		101-2020-12-05793	2020-12-29	55,555.80	55,555.80	55,555.80							
THERESE TANLEE		101-2020-12-05794	2020-12-29	44,444.44	44,444.44	44,444.44							
ENGR. MARJORIE G. MENDEMINILLA		101-2020-12-05795	2020-12-29	55,555.56	55,555.56	55,555.56							
DR. LOURDES P. JUSAY		101-2020-12-05796	2020-12-29	55,555.56	55,555.56	55,555.56							
VLAMIR H. SAUTOS		101-2020-12-05797	2020-12-29	44,444.44	44,444.44	44,444.44							
RAFESHANI B. PENDAMMAN		101-2020-12-05798	2020-12-29	702.00	702.00	702.00							
MARY CATHERINE P. BERNARDINO		101-2020-12-05799	2020-12-29	1,544.00	1,544.00	1,544.00							
ROBY TRADING		101-2020-12-05800	2020-12-29	14,690.00	14,690.00	14,690.00							
CELESTINO C. MILLAR		101-2020-12-05801	2020-12-29	1,821.00	1,821.00	1,821.00							
PLDT		101-2020-12-05802	2020-12-29	1,699.99	1,699.99	1,699.99							
TESDA REGION IVA		101-2020-12-05803	2020-12-29	14,114,726.00	14,114,726.00	14,114,726.00							
TESDA REGION VII		101-2020-12-05804	2020-12-29	2,186,176.00	2,186,176.00	2,186,176.00							
TESDA REGION VIII		101-2020-12-05805	2020-12-29	2,809,909.75	2,809,909.75	2,809,909.75							
TESDA NCR		101-2020-12-05806	2020-12-29	3,052,511.40	3,052,511.40	3,052,511.40							
TESDA REGION I		101-2020-12-05807	2020-12-29	3,184,079.00	3,184,079.00	3,184,079.00							
TESDA REGION II		101-2020-12-05808	2020-12-29	5,875,942.00	5,875,942.00	5,875,942.00							

Name of Creditors	Obligation Request and Status			AGING OF UNPAID OBLIGATIONS										
	Number	Date	Amount	5=(6+7+8+9+10+11)	90 days & below	91 to 180 days	181 to 270 days	271 to 365/366 days	More than 1 year but less than 2 years	More than 2 years	Remarks			
TESDA REGION III	1	2020-12-29	575,811.00	575,811.00	575,811.00	-	-	-	-	-	-			
TESDA REGION IV-A	2	2020-12-29	2,995,184.60	2,995,184.60	2,995,184.60	-	-	-	-	-	-			
TESDA REGION IX	3	2020-12-29	4,015,079.00	4,015,079.00	4,015,079.00	-	-	-	-	-	-			
TESDA REGION X	4	2020-12-29	8,232,450.40	8,232,450.40	8,232,450.40	-	-	-	-	-	-			
TESDA REGION XI	5	2020-12-29	1,034,462.60	1,034,462.60	1,034,462.60	-	-	-	-	-	-			
TESDA REGION IV-A	6	2020-12-29	1,504,080.00	1,504,080.00	1,504,080.00	-	-	-	-	-	-			
TESDA REGION X	7	2020-12-29	376,020.00	376,020.00	376,020.00	-	-	-	-	-	-			
PLDT INC.	8	2020-12-29	1,592.15	1,592.15	1,592.15	-	-	-	-	-	-			
GLOBE TELECOM, INC.	9	2020-12-29	2,126.00	2,126.00	2,126.00	-	-	-	-	-	-			
REGENT TRADING	10	2020-12-29	50,400.00	50,400.00	50,400.00	-	-	-	-	-	-			
MATI LINK SYSTEMS, INC.	11	2020-12-29	8,990.00	8,990.00	8,990.00	-	-	-	-	-	-			
PLDT INC.	12	2020-12-29	1,874.78	1,874.78	1,874.78	-	-	-	-	-	-			
ABIGAIL T. GUBOT	13	2020-12-29	1,600.00	1,600.00	1,600.00	-	-	-	-	-	-			
PILAR G. DE LEON	14	2020-12-29	82,500.00	82,500.00	82,500.00	-	-	-	-	-	-			
VARIOUS PAYEES	15	2020-12-29	30,218.36	30,218.36	30,218.36	-	-	-	-	-	-			
VARIOUS PAYEES	16	2020-12-29	32,080.61	32,080.61	32,080.61	-	-	-	-	-	-			
VARIOUS PAYEES	17	2020-12-29	85,430.27	85,430.27	85,430.27	-	-	-	-	-	-			
TESDA CARAGA	18	2020-12-29	1,200,000.00	1,200,000.00	1,200,000.00	-	-	-	-	-	-			
TESDA REGION VIII	19	2020-12-29	2,000,000.00	2,000,000.00	2,000,000.00	-	-	-	-	-	-			
TESDA REGION IX	20	2020-12-29	2,000,000.00	2,000,000.00	2,000,000.00	-	-	-	-	-	-			
TESDA REGION IVA	21	2020-12-29	1,000,000.00	1,000,000.00	1,000,000.00	-	-	-	-	-	-			
TESDA REGION II	22	2020-12-29	1,993,987.20	1,993,987.20	1,993,987.20	-	-	-	-	-	-			
CHEILA MAY H. SOBRISE	23	2020-12-29	11,882.91	11,882.91	11,882.91	-	-	-	-	-	-			
MICHELLE Y. COSTUMBARRADO	24	2020-12-29	7,312.56	7,312.56	7,312.56	-	-	-	-	-	-			
LYANNE KATIE R. PALARITO	25	2020-12-29	11,260.44	11,260.44	11,260.44	-	-	-	-	-	-			
ATTY GINBER M. LUNA	26	2020-12-29	19,510.42	19,510.42	19,510.42	-	-	-	-	-	-			
VARIOUS PAYEES	27	2020-12-29	148,047.36	148,047.36	148,047.36	-	-	-	-	-	-			
VARIOUS PAYEES	28	2020-12-29	20,719.74	20,719.74	20,719.74	-	-	-	-	-	-			
VARIOUS PAYEES	29	2020-12-29	53,650.02	53,650.02	53,650.02	-	-	-	-	-	-			
VARIOUS PAYEES	30	2020-12-29	95,149.17	95,149.17	95,149.17	-	-	-	-	-	-			
VARIOUS PAYEES	31	2020-12-29	118,337.23	118,337.23	118,337.23	-	-	-	-	-	-			
MOHAMMED B. DELA CRUZ	32	2020-12-29	10,335.00	10,335.00	10,335.00	-	-	-	-	-	-			
VARIOUS PAYEES	33	2020-12-29	83,001.25	83,001.25	83,001.25	-	-	-	-	-	-			
PAOLO SAM N. MUNOZ	34	2020-12-29	1,812.91	1,812.91	1,812.91	-	-	-	-	-	-			
MARC LAWRENCE ADESVIA	35	2020-12-29	3,988.33	3,988.33	3,988.33	-	-	-	-	-	-			
VARIOUS PAYEES	36	2020-12-29	49,691.82	49,691.82	49,691.82	-	-	-	-	-	-			
VARIOUS PAYEES	37	2020-12-29	41,206.43	41,206.43	41,206.43	-	-	-	-	-	-			
TESDA NCR	38	2020-12-29	3,500,000.00	3,500,000.00	3,500,000.00	-	-	-	-	-	-			
PLDT	39	2020-12-29	1,499.99	1,499.99	1,499.99	-	-	-	-	-	-			
INFOWORX INC.	40	2020-12-29	18,000.00	18,000.00	18,000.00	-	-	-	-	-	-			
ZURBANG PUBLISHING & PRINTING CORP	41	2020-12-29	76,710.00	76,710.00	76,710.00	-	-	-	-	-	-			
KING PHIL. PRINTING SERVICES	42	2020-12-29	5,250.00	5,250.00	5,250.00	-	-	-	-	-	-			
VARIOUS PAYEES	43	2020-12-29	7,385.78	7,385.78	7,385.78	-	-	-	-	-	-			
WILLIARD L. BACELONIA	44	2020-12-29	8,758.12	8,758.12	8,758.12	-	-	-	-	-	-			
VARIOUS PAYEES	45	2020-12-29	16,613.64	16,613.64	16,613.64	-	-	-	-	-	-			
VARIOUS PAYEES	46	2020-12-29	50,424.90	50,424.90	50,424.90	-	-	-	-	-	-			
VARIOUS PAYEES	47	2020-12-29	13,829.38	13,829.38	13,829.38	-	-	-	-	-	-			
VARIOUS PAYEES	48	2020-12-29	4,867.38	4,867.38	4,867.38	-	-	-	-	-	-			

Name of Creditors	Obligation Request and Status				AGING OF UNPAID OBLIGATIONS							Remarks
	Number	Date	Amount	5=(6+7+8+9+10+11)	90 days & below	91 to 180 days	181 to 270 days	271 to 365/366 days	More than 1 year but less than 2 years	More than 2 years		
LUSITA S. DELA CRUZ	1	2020-12-29	22,500.00	22,500.00	22,500.00	-	-	-	-	-		
VARIOUS PAYEES	101-2020-12-05888	2020-12-29	61,441.16	61,441.16	61,441.16	-	-	-	-	-		
KATHERINE B. PAREDES	101-2020-12-05880	2020-12-29	4,570.36	4,570.36	4,570.36	-	-	-	-	-		
JAYCE ANN S. RAMELTO	101-2020-12-05861	2020-12-29	9,600.00	9,600.00	9,600.00	-	-	-	-	-		
FERDINAND J. MACULALANG	101-2020-12-05862	2020-12-29	10,000.00	10,000.00	10,000.00	-	-	-	-	-		
GLEN S. AGUILAR	101-2020-12-05863	2020-12-29	9,600.00	9,600.00	9,600.00	-	-	-	-	-		
YVEZ FRANZ JOSEF A. BERTIZ	101-2020-12-05864	2020-12-29	22,510.34	22,510.34	22,510.34	-	-	-	-	-		
DIVINA GRACIA C. DEL ROSARIO	101-2020-12-05865	2020-12-29	1,388.00	1,388.00	1,388.00	-	-	-	-	-		
MA. LINDA ANDRADA	101-2020-12-05866	2020-12-29	2,500.00	2,500.00	2,500.00	-	-	-	-	-		
JANET M. ABASOLO	101-2020-12-05867	2020-12-29	6,945.99	6,945.99	6,945.99	-	-	-	-	-		
PLDT	101-2020-12-05868	2020-12-29	4,480.00	4,480.00	4,480.00	-	-	-	-	-		
AG3 COLORS PRINTING PRESS	101-2020-12-05869	2020-12-29	97,200.00	97,200.00	97,200.00	-	-	-	-	-		
PAMFILO C. TABU, JR.	101-2020-12-05870	2020-12-29	2,000.00	2,000.00	2,000.00	-	-	-	-	-		
V.J. GRAPHICS ARTS, INC.	101-2020-12-05871	2020-12-29	69,000.00	69,000.00	69,000.00	-	-	-	-	-		
CRISLEDA R. TAGLE	101-2020-12-05872	2020-12-29	11,000.00	11,000.00	11,000.00	-	-	-	-	-		
UP-TOWN INDUSTRIAL SALES, INC.	101-2020-12-05873	2020-12-29	12,688.00	12,688.00	12,688.00	-	-	-	-	-		
ARIANE C. LACHICA	101-2020-12-05874	2020-12-29	9,363.00	9,363.00	9,363.00	-	-	-	-	-		
JAMAL A. ALAWI	101-2020-12-05875	2020-12-29	83,028.46	83,028.46	83,028.46	-	-	-	-	-		
MANILA ELECTRIC COMPANY	101-2020-12-05876	2020-12-29	374,156.05	374,156.05	374,156.05	-	-	-	-	-		
MANILA ELECTRIC COMPANY	101-2020-12-05877	2020-12-29	247,411.59	247,411.59	247,411.59	-	-	-	-	-		
MANILA ELECTRIC COMPANY	101-2020-12-05878	2020-12-29	174,979.77	174,979.77	174,979.77	-	-	-	-	-		
MANILA ELECTRIC COMPANY	101-2020-12-05880	2020-12-29	113,594.25	113,594.25	113,594.25	-	-	-	-	-		
GLOBE TELECOM, INC.	101-2020-12-05881	2020-12-29	2,000.00	2,000.00	2,000.00	-	-	-	-	-		
OTUS COPY SYSTEMS, INC.	101-2020-12-05882	2020-12-29	199,500.11	199,500.11	199,500.11	-	-	-	-	-		
ROEV TRADING	101-2020-12-05883	2020-12-29	20,280.00	20,280.00	20,280.00	-	-	-	-	-		
TESDA REGION X	101-2020-12-05884	2020-12-29	4,575,000.00	4,575,000.00	4,575,000.00	-	-	-	-	-		
VARIOUS PAYEES	101-2020-12-05885	2020-12-29	15,000.00	15,000.00	15,000.00	-	-	-	-	-		
VARIOUS PAYEES	101-2020-12-05886	2020-12-29	9,500.00	9,500.00	9,500.00	-	-	-	-	-		
VARIOUS PAYEES	101-2020-12-05887	2020-12-29	27,000.00	27,000.00	27,000.00	-	-	-	-	-		
LUSITA S. DELA CRUZ	101-2020-12-05888	2020-12-29	2900	2,500.00	2,500.00	-	-	-	-	-		
VARIOUS PAYEES	101-2020-12-05889	2020-12-29	19,000.00	19,000.00	19,000.00	-	-	-	-	-		
VARIOUS PAYEES	101-2020-12-05890	2020-12-29	6000	6,000.00	6,000.00	-	-	-	-	-		
VARIOUS PAYEES	101-2020-12-05891	2020-12-29	24,000.00	24,000.00	24,000.00	-	-	-	-	-		
VARIOUS PAYEES	101-2020-12-05892	2020-12-29	27,000.00	27,000.00	27,000.00	-	-	-	-	-		
VARIOUS PAYEES	101-2020-12-05893	2020-12-29	21,000.00	21,000.00	21,000.00	-	-	-	-	-		
VARIOUS PAYEES	101-2020-12-05894	2020-12-29	18,500.00	18,500.00	18,500.00	-	-	-	-	-		
FERDINAND J. MACULALANG	101-2020-12-05895	2020-12-29	3,000.00	3,000.00	3,000.00	-	-	-	-	-		
JAYCE ANN S. RAMELTO	101-2020-12-05896	2020-12-29	2,000.00	2,000.00	2,000.00	-	-	-	-	-		
MA. CAMILA FRANCA R. MENESES	101-2020-12-05897	2020-12-29	3,000.00	3,000.00	3,000.00	-	-	-	-	-		
VARIOUS PAYEES	101-2020-12-05898	2020-12-29	9,000.00	9,000.00	9,000.00	-	-	-	-	-		
MICHELE Y. COSTUMBADO	101-2020-12-05899	2020-12-29	3,000.00	3,000.00	3,000.00	-	-	-	-	-		
CHEILA MAY H. SONBISE	101-2020-12-05900	2020-12-29	3,000.00	3,000.00	3,000.00	-	-	-	-	-		
VARIOUS PAYEES	101-2020-12-05901	2020-12-29	15,000.00	15,000.00	15,000.00	-	-	-	-	-		
VARIOUS PAYEES	101-2020-12-05902	2020-12-29	12,000.00	12,000.00	12,000.00	-	-	-	-	-		
VARIOUS PAYEES	101-2020-12-05903	2020-12-29	57,000.00	57,000.00	57,000.00	-	-	-	-	-		
SMART COMMUNICATIONS, INC.	101-2020-12-05904	2020-12-29	2,999.00	2,999.00	2,999.00	-	-	-	-	-		
MA. ISABEL G. GAMMIBROT	101-2020-12-05905	2020-12-29	1,488.51	1,488.51	1,488.51	-	-	-	-	-		
GLOBE TELECOM, INC.	101-2020-12-05906	2020-12-29	1,489.00	1,489.00	1,489.00	-	-	-	-	-		

Name of Creditors	Obligation Request and Status			AGING OF UNPAID OBLIGATIONS										
	Number	Date	Amount	Amount	90 days & below	91 to 180 days	181 to 270 days	271 to 365/386 days	More than 1 year but less than 2 years	More than 2 years	Remarks			
DAVINI NOVERA E TAYANAN	1	1900-01-03	998.90	5=(6+7+8+9+10+11)	998.90	-	-	-	-	-	-			
KAYE C. MARTINEZ	2	2020-12-29	998.12		998.12	-	-	-	-	-	-			
VON & LUKE CATERING SERVICES		2020-12-29	26,871.01		26,871.01	-	-	-	-	-	-			
SMART COMMUNICATIONS, INC.		2020-12-29	1,000.00		1,000.00	-	-	-	-	-	-			
ANGERIC A. ANDRADE		2020-12-29	10,677.72		10,677.72	-	-	-	-	-	-			
BRYAN JENESSE M MONTERO		2020-12-29	11,010.32		11,010.32	-	-	-	-	-	-			
REYNA S REYES		2020-12-29	9,804.50		9,804.50	-	-	-	-	-	-			
FERMIN E FANG		2020-12-29	56,427.89		56,427.89	-	-	-	-	-	-			
GLOBE TELECOM INC		2020-12-29	1,499.00		1,499.00	-	-	-	-	-	-			
GLOBE TELECOM INC.		2020-12-29	1,499.00		1,499.00	-	-	-	-	-	-			
TESDA REGION XI		2020-12-29	6,786.32		6,786.32	-	-	-	-	-	-			
IAN BHARI NDMO		2020-12-29	2,742.21		2,742.21	-	-	-	-	-	-			
STEPHEN I. CEZAR		2020-12-29	5,000.00		5,000.00	-	-	-	-	-	-			
STEPHEN I. CEZAR		2020-12-29	5,000.00		5,000.00	-	-	-	-	-	-			
FORTUANA BAÑO		2020-12-29	2,400.00		2,400.00	-	-	-	-	-	-			
JOSEPH CHRUS SANTALISIS		2020-12-29	800.00		800.00	-	-	-	-	-	-			
ROGER SANTAGO		2020-12-29	750.00		750.00	-	-	-	-	-	-			
ROGER SANTAGO		2020-12-29	2,250.00		2,250.00	-	-	-	-	-	-			
LBC EXPRESS, INC.		2020-12-29	65.00		65.00	-	-	-	-	-	-			
LBC EXPRESS, INC.		2020-12-29	130.00		130.00	-	-	-	-	-	-			
LBC EXPRESS, INC.		2020-12-29	65.00		65.00	-	-	-	-	-	-			
LBC EXPRESS, INC.		2020-12-29	2,285.00		2,285.00	-	-	-	-	-	-			
LBC EXPRESS, INC.		2020-12-29	195.00		195.00	-	-	-	-	-	-			
LBC EXPRESS, INC.		2020-12-29	1,515.00		1,515.00	-	-	-	-	-	-			
LBC EXPRESS, INC.		2020-12-29	3,795.00		3,795.00	-	-	-	-	-	-			
LBC EXPRESS, INC.		2020-12-29	425.00		425.00	-	-	-	-	-	-			
LBC EXPRESS, INC.		2020-12-29	1,330.00		1,330.00	-	-	-	-	-	-			
LBC EXPRESS, INC.		2020-12-29	795.00		795.00	-	-	-	-	-	-			
LBC EXPRESS, INC.		2020-12-29	75.00		75.00	-	-	-	-	-	-			
LBC EXPRESS, INC.		2020-12-29	2,820.00		2,820.00	-	-	-	-	-	-			
LBC EXPRESS, INC.		2020-12-29	5,605.00		5,605.00	-	-	-	-	-	-			
LBC EXPRESS, INC.		2020-12-29	75.00		75.00	-	-	-	-	-	-			
LBC EXPRESS, INC.		2020-12-29	3,010.00		3,010.00	-	-	-	-	-	-			
LBC EXPRESS, INC.		2020-12-29	910.00		910.00	-	-	-	-	-	-			
LBC EXPRESS, INC.		2020-12-29	1,455.00		1,455.00	-	-	-	-	-	-			
ZEUS T. TESORO		2020-12-29	599.00		599.00	-	-	-	-	-	-			
ROGER SANTAGO		2020-12-29	750.00		750.00	-	-	-	-	-	-			
ANICETO D. BERTIZ III		2020-12-29	1,500.00		1,500.00	-	-	-	-	-	-			
ANICETO D. BERTIZ III		2020-12-29	1,500.00		1,500.00	-	-	-	-	-	-			
ANICETO D. BERTIZ III		2020-12-29	3,000.00		3,000.00	-	-	-	-	-	-			
ANICETO D. BERTIZ III		2020-12-29	3,000.00		3,000.00	-	-	-	-	-	-			
EPARTNERS SOLUTIONS, INC.		2020-12-29	56,665.00		56,665.00	-	-	-	-	-	-			
TESDA WOMEN'S CENTER (TWC) FUND 161 SSP		2020-12-29	25,000.00		25,000.00	-	-	-	-	-	-			
GLOBE TELECOM INC.		2020-12-29	1,999.00		1,999.00	-	-	-	-	-	-			
KIMBERLY ANN TIBURCIO		2020-12-29	2,250.00		2,250.00	-	-	-	-	-	-			
YVEZ FRANZ JOSEF BERTIZ		2020-12-29	750.00		750.00	-	-	-	-	-	-			
ROGER SANTAGO		2020-12-29	750.00		750.00	-	-	-	-	-	-			
ANICETO D. BERTIZ III		2020-12-29	1,500.00		1,500.00	-	-	-	-	-	-			

Name of Creditors	Obligation Request and Status				AGING OF UNPAID OBLIGATIONS							Remarks
	Number	Date	Amount	Amount	90 days & below	91 to 180 days	181 to 270 days	271 to 366/366 days	More than 1 year but less than 2 years	More than 2 years		
VARCULS PAYEES	1	1900-01-03	5,000.00	5,000.00	5,000.00	-	-	-	-	-	-	
VARCULS PAYEES	2	2020-12-29	99,000.00	99,000.00	99,000.00	-	-	-	-	-	-	
VARCULS PAYEES	3	2020-12-29	39,000.00	39,000.00	39,000.00	-	-	-	-	-	-	
VARCULS PAYEES	4	2020-12-29	21,000.00	21,000.00	21,000.00	-	-	-	-	-	-	
VARCULS PAYEES	5	2020-12-29	20,500.00	20,500.00	20,500.00	-	-	-	-	-	-	
VARCULS PAYEES	6	2020-12-29	9,000.00	9,000.00	9,000.00	-	-	-	-	-	-	
VARCULS PAYEES	7	2020-12-29	3,000.00	3,000.00	3,000.00	-	-	-	-	-	-	
VARCULS PAYEES	8	2020-12-29	15,000.00	15,000.00	15,000.00	-	-	-	-	-	-	
VARCULS PAYEES	9	2020-12-29	21,000.00	21,000.00	21,000.00	-	-	-	-	-	-	
VARCULS PAYEES	10	2020-12-29	9,000.00	9,000.00	9,000.00	-	-	-	-	-	-	
VARCULS PAYEES	11	2020-12-29	7,500.00	7,500.00	7,500.00	-	-	-	-	-	-	
VARCULS PAYEES	12	2020-12-29	40,500.00	40,500.00	40,500.00	-	-	-	-	-	-	
KIMBERLY TIBURCIO	13	2020-12-29	3,000.00	3,000.00	3,000.00	-	-	-	-	-	-	
RONALDO P. BUENAVENTURA	14	2020-12-29	10,000.00	10,000.00	10,000.00	-	-	-	-	-	-	
DAVID B. BUNGALLON	15	2020-12-29	8,100.00	8,100.00	8,100.00	-	-	-	-	-	-	
VARCULS PAYEES	16	2020-12-29	3,204.76	3,204.76	3,204.76	-	-	-	-	-	-	
VARCULS PAYEES	17	2020-12-29	3,000.71	3,000.71	3,000.71	-	-	-	-	-	-	
VARCULS PAYEES	18	2020-12-29	6,472.38	6,472.38	6,472.38	-	-	-	-	-	-	
VARCULS PAYEES	19	2020-12-29	4,195.19	4,195.19	4,195.19	-	-	-	-	-	-	
MITZI G. SAMSON	20	2020-12-29	1,168.64	1,168.64	1,168.64	-	-	-	-	-	-	
MA CAMILA FRANCA R. MENESES	21	2020-12-29	9,056.32	9,056.32	9,056.32	-	-	-	-	-	-	
PEDRO F. LANTO	22	2020-12-29	4,380.00	4,380.00	4,380.00	-	-	-	-	-	-	
GLOBE TELECOM, INC.	23	2020-12-29	16,500.00	16,500.00	16,500.00	-	-	-	-	-	-	
BONIFACIO GARCIA	24	2020-12-29	3,806.50	3,806.50	3,806.50	-	-	-	-	-	-	
RONALDO P. BUENAVENTURA	25	2020-12-29	12,630.45	12,630.45	12,630.45	-	-	-	-	-	-	
VARCULS PAYEES	26	2020-12-29	1,000.00	1,000.00	1,000.00	-	-	-	-	-	-	
VARCULS PAYEES	27	2020-12-29	29,541.60	29,541.60	29,541.60	-	-	-	-	-	-	
VARCULS PAYEES	28	2020-12-29	370,000.00	370,000.00	370,000.00	-	-	-	-	-	-	
VARCULS PAYEES	29	2020-12-29	730,000.00	730,000.00	730,000.00	-	-	-	-	-	-	
VARCULS PAYEES	30	2020-12-29	310,000.00	310,000.00	310,000.00	-	-	-	-	-	-	
VARCULS PAYEES	31	2020-12-29	340,000.00	340,000.00	340,000.00	-	-	-	-	-	-	
VARCULS PAYEES	32	2020-12-29	90,000.00	90,000.00	90,000.00	-	-	-	-	-	-	
VARCULS PAYEES	33	2020-12-29	280,000.00	280,000.00	280,000.00	-	-	-	-	-	-	
VARCULS PAYEES	34	2020-12-29	680,000.00	680,000.00	680,000.00	-	-	-	-	-	-	
VARCULS PAYEES	35	2020-12-29	280,000.00	280,000.00	280,000.00	-	-	-	-	-	-	
VARCULS PAYEES	36	2020-12-29	250,000.00	250,000.00	250,000.00	-	-	-	-	-	-	
VARCULS PAYEES	37	2020-12-29	7,000.00	7,000.00	7,000.00	-	-	-	-	-	-	
VARCULS PAYEES	38	2020-12-29	3,000.00	3,000.00	3,000.00	-	-	-	-	-	-	
VARCULS PAYEES	39	2020-12-29	3,000.00	3,000.00	3,000.00	-	-	-	-	-	-	
VARCULS PAYEES	40	2020-12-29	3,000.00	3,000.00	3,000.00	-	-	-	-	-	-	
VARCULS PAYEES	41	2020-12-29	10,000.00	10,000.00	10,000.00	-	-	-	-	-	-	
VARCULS PAYEES	42	2020-12-29	2,000.00	2,000.00	2,000.00	-	-	-	-	-	-	
VARCULS PAYEES	43	2020-12-29	2,000.00	2,000.00	2,000.00	-	-	-	-	-	-	
VARCULS PAYEES	44	2020-12-29	40,000.00	40,000.00	40,000.00	-	-	-	-	-	-	
TESDA REGION II	45	2020-12-29	75,000.00	75,000.00	75,000.00	-	-	-	-	-	-	
TESDA REGION II	46	2020-12-29	100,000.00	100,000.00	100,000.00	-	-	-	-	-	-	
TESDA REGION III	47	2020-12-29	100,000.00	100,000.00	100,000.00	-	-	-	-	-	-	
TESDA REGION IV B	48	2020-12-29	75,000.00	75,000.00	75,000.00	-	-	-	-	-	-	
TESDA REGION VII	49	2020-12-29	75,000.00	75,000.00	75,000.00	-	-	-	-	-	-	

Name of Creditors	Obligation Request and Status			AGING OF UNPAID OBLIGATIONS										
	Number	Date	Amount	Amount	90 days & below	91 to 180 days	181 to 270 days	271 to 366/366 days	More than 1 year but less than 2 years	More than 2 years	Remarks			
TESDA REGION XI	1	1900-01-03	75,000.00	5*(6+7+8+9+10+11)	75,000.00	75,000.00	-	-	-	-	-			
TESDA REGION XI	101-2020-12-06975	2020-12-29	100,000.00	75,000.00	100,000.00	-	-	-	-	-	-			
TESDA REGION IV-A	101-2020-12-06977	2020-12-29	75,000.00	75,000.00	75,000.00	-	-	-	-	-	-			
TESDA REGION I	101-2020-12-06978	2020-12-29	400,000.00	400,000.00	400,000.00	-	-	-	-	-	-			
TESDA REGION XI	101-2020-12-06979	2020-12-29	500,000.00	500,000.00	500,000.00	-	-	-	-	-	-			
LBP-FTI	101-2020-12-06980	2020-12-29	5,000.00	5,000.00	5,000.00	-	-	-	-	-	-			
LBP-FTI	101-2020-12-06980	2020-12-29	10,000.00	10,000.00	10,000.00	-	-	-	-	-	-			
TECHIGURU INCORPORATED	101-2020-12-06981	2020-12-29	224,985.48	224,985.48	224,985.48	-	-	-	-	-	-			
TECHIGURU INCORPORATED	101-2020-12-06982	2020-12-29	946,530.29	946,530.29	946,530.29	-	-	-	-	-	-			
TECHIGURU INCORPORATED	101-2020-12-06983	2020-12-29	548,008.80	548,008.80	548,008.80	-	-	-	-	-	-			
TECHIGURU INCORPORATED	101-2020-12-06984	2020-12-29	1,054,307.97	1,054,307.97	1,054,307.97	-	-	-	-	-	-			
TECHIGURU INCORPORATED	101-2020-12-06985	2020-12-29	988,868.80	988,868.80	988,868.80	-	-	-	-	-	-			
TECHIGURU INCORPORATED	101-2020-12-06986	2020-12-29	1,253,782.14	1,253,782.14	1,253,782.14	-	-	-	-	-	-			
TECHIGURU INCORPORATED	101-2020-12-06987	2020-12-29	7,302,589.92	7,302,589.92	7,302,589.92	-	-	-	-	-	-			
TECHIGURU INCORPORATED	101-2020-12-06988	2020-12-29	4,256,984.16	4,256,984.16	4,256,984.16	-	-	-	-	-	-			
TECHIGURU INCORPORATED	101-2020-12-06989	2020-12-29	2,166,897.92	2,166,897.92	2,166,897.92	-	-	-	-	-	-			
TECHIGURU INCORPORATED	101-2020-12-06990	2020-12-29	1,191,897.04	1,191,897.04	1,191,897.04	-	-	-	-	-	-			
TECHIGURU INCORPORATED	101-2020-12-06991	2020-12-29	13,259,001.00	13,259,001.00	13,259,001.00	-	-	-	-	-	-			
TECHIGURU INCORPORATED	101-2020-12-06992	2020-12-29	18,666,691.20	18,666,691.20	18,666,691.20	-	-	-	-	-	-			
TECHIGURU INCORPORATED	101-2020-12-06993	2020-12-29	5,096,734.84	5,096,734.84	5,096,734.84	-	-	-	-	-	-			
TECHIGURU INCORPORATED	101-2020-12-06994	2020-12-29	5,450,312.98	5,450,312.98	5,450,312.98	-	-	-	-	-	-			
TECHIGURU INCORPORATED	101-2020-12-06995	2020-12-29	4,450,318.64	4,450,318.64	4,450,318.64	-	-	-	-	-	-			
TECHIGURU INCORPORATED	101-2020-12-06996	2020-12-29	2,945,638.08	2,945,638.08	2,945,638.08	-	-	-	-	-	-			
TECHIGURU INCORPORATED	101-2020-12-06997	2020-12-29	5,517,174.34	5,517,174.34	5,517,174.34	-	-	-	-	-	-			
TECHIGURU INCORPORATED	101-2020-12-06998	2020-12-29	1,990,925.00	1,990,925.00	1,990,925.00	-	-	-	-	-	-			
TECHIGURU INCORPORATED	101-2020-12-06999	2020-12-29	2,536,600.86	2,536,600.86	2,536,600.86	-	-	-	-	-	-			
TECHIGURU INCORPORATED	101-2020-12-09000	2020-12-29	4,014,450.00	4,014,450.00	4,014,450.00	-	-	-	-	-	-			
TECHIGURU INCORPORATED	101-2020-12-09001	2020-12-29	77,712,934.65	77,712,934.65	77,712,934.65	-	-	-	-	-	-			
TECHIGURU INCORPORATED	101-2020-12-09002	2020-12-29	20,012,925.44	20,012,925.44	20,012,925.44	-	-	-	-	-	-			
TECHIGURU INCORPORATED	101-2020-12-09003	2020-12-29	5,808,848.77	5,808,848.77	5,808,848.77	-	-	-	-	-	-			
TECHIGURU INCORPORATED	101-2020-12-09004	2020-12-29	14,696,722.32	14,696,722.32	14,696,722.32	-	-	-	-	-	-			
TECHIGURU INCORPORATED	101-2020-12-09005	2020-12-29	9,551,255.45	9,551,255.45	9,551,255.45	-	-	-	-	-	-			
TECHIGURU INCORPORATED	101-2020-12-09006	2020-12-29	11,494,755.36	11,494,755.36	11,494,755.36	-	-	-	-	-	-			
TECHIGURU INCORPORATED	101-2020-12-09007	2020-12-29	2,749,392.79	2,749,392.79	2,749,392.79	-	-	-	-	-	-			
TECHIGURU INCORPORATED	101-2020-12-09008	2020-12-29	1,900,756.06	1,900,756.06	1,900,756.06	-	-	-	-	-	-			
TECHIGURU INCORPORATED	101-2020-12-09009	2020-12-29	625,382.40	625,382.40	625,382.40	-	-	-	-	-	-			
TECHIGURU INCORPORATED	101-2020-12-09010	2020-12-29	12,568,561.60	12,568,561.60	12,568,561.60	-	-	-	-	-	-			
RHEA LYN D. ENARDECIDO	101-2020-12-09011	2020-12-29	1,000.00	1,000.00	1,000.00	-	-	-	-	-	-			
MA LAURA M. HERRANDEZ	101-2020-12-09012	2020-12-29	2,500.00	2,500.00	2,500.00	-	-	-	-	-	-			
MICHELE ANNE F. GURITAN	101-2020-12-09013	2020-12-29	2,500.00	2,500.00	2,500.00	-	-	-	-	-	-			
TECHIGURU INCORPORATED	101-2020-12-09014	2020-12-29	1,020,948.00	1,020,948.00	1,020,948.00	-	-	-	-	-	-			
TECHIGURU INCORPORATED	101-2020-12-09015	2020-12-29	1,275,111.88	1,275,111.88	1,275,111.88	-	-	-	-	-	-			
TECHIGURU INCORPORATED	101-2020-12-09016	2020-12-29	632,624.04	632,624.04	632,624.04	-	-	-	-	-	-			
TECHIGURU INCORPORATED	101-2020-12-09017	2020-12-29	1,493,628.50	1,493,628.50	1,493,628.50	-	-	-	-	-	-			
TECHIGURU INCORPORATED	101-2020-12-09018	2020-12-29	4,893,625.28	4,893,625.28	4,893,625.28	-	-	-	-	-	-			
TECHIGURU INCORPORATED	101-2020-12-09019	2020-12-29	959,473.62	959,473.62	959,473.62	-	-	-	-	-	-			
TECHIGURU INCORPORATED	101-2020-12-09020	2020-12-29	841,442.16	841,442.16	841,442.16	-	-	-	-	-	-			
TECHIGURU INCORPORATED	101-2020-12-09021	2020-12-29	1,008,608.36	1,008,608.36	1,008,608.36	-	-	-	-	-	-			
TECHIGURU INCORPORATED	101-2020-12-09022	2020-12-29	3,987,400.00	3,987,400.00	3,987,400.00	-	-	-	-	-	-			

Name of Creditors	Obligation Request and Status			AGING OF UNPAID OBLIGATIONS								Remarks
	Number	Date	Amount	Amount 5=(6+7+8+9+10+11)	90 days & below	91 to 180 days	181 to 270 days	271 to 365/366 days	More than 1 year but less than 2 years	More than 2 years		
TECHIGURU INCORPORATED	1	1908-01-03	893,306.16	893,306.16	893,306.16	-	-	-	-	-		
TECHIGURU INCORPORATED	101-2020-12-06024	2020-12-29	1,994,840.20	1,994,840.20	1,994,840.20	-	-	-	-	-		
TESDA WOMEN'S CENTER (TWC) FUND 181 SSP	101-2020-12-06025	2020-12-29	14,375.00	14,375.00	14,375.00	-	-	-	-	-		
TECHIGURU INCORPORATED	101-2020-12-06026	2020-12-29	3,661,881.70	3,661,881.70	3,661,881.70	-	-	-	-	-		
TECHIGURU INCORPORATED	101-2020-12-06027	2020-12-29	13,255,935.66	13,255,935.66	13,255,935.66	-	-	-	-	-		
TECHIGURU INCORPORATED	101-2020-12-06028	2020-12-29	2,528,774.80	2,528,774.80	2,528,774.80	-	-	-	-	-		
TECHIGURU INCORPORATED	101-2020-12-06029	2020-12-29	1,851,690.24	1,851,690.24	1,851,690.24	-	-	-	-	-		
GABRIEL M. SAUGON	101-2020-12-06030	2020-12-29	25,000.00	25,000.00	25,000.00	-	-	-	-	-		
GABRIEL M. SAUGON	101-2020-12-06030	2020-12-29	25,000.00	25,000.00	25,000.00	-	-	-	-	-		
PLDT INC	101-2020-12-06031	2020-12-29	15,259.20	15,259.20	15,259.20	-	-	-	-	-		
BOBBY SALVADOR	101-2020-12-06032	2020-12-29	196.00	196.00	196.00	-	-	-	-	-		
ADRIAN BRIAN SABAWAL	101-2020-12-06033	2020-12-29	740.00	740.00	740.00	-	-	-	-	-		
RACHELREILYNE SAENZ	101-2020-12-06034	2020-12-29	1,000.00	1,000.00	1,000.00	-	-	-	-	-		
VON & LUKE CATERING SERVICES	101-2020-12-06035	2020-12-29	4,032.00	4,032.00	4,032.00	-	-	-	-	-		
TESDA REGION X	101-2020-12-06036	2020-12-29	22,173.10	22,173.10	22,173.10	-	-	-	-	-		
PROCUREMENT SERVICE	101-2020-12-06037	2020-12-29	10,892.08	10,892.08	10,892.08	-	-	-	-	-		
PROCUREMENT SERVICE	101-2020-12-06038	2020-12-29	18,088.78	18,088.78	18,088.78	-	-	-	-	-		
PROCUREMENT SERVICE	101-2020-12-06039	2020-12-29	5,321.54	5,321.54	5,321.54	-	-	-	-	-		
PROCUREMENT SERVICE	101-2020-12-06040	2020-12-29	5,520.48	5,520.48	5,520.48	-	-	-	-	-		
VIVA SALES ENTERPRISES	101-2020-12-06041	2020-12-29	3,200.00	3,200.00	3,200.00	-	-	-	-	-		
ROYEY TRADING	101-2020-12-06042	2020-12-29	8,800.00	8,800.00	8,800.00	-	-	-	-	-		
TECHIGURU INCORPORATED	101-2020-12-06043	2020-12-29	3,771,506.20	3,771,506.20	3,771,506.20	-	-	-	-	-		
TECHIGURU INCORPORATED	101-2020-12-06044	2020-12-29	4,906,341.60	4,906,341.60	4,906,341.60	-	-	-	-	-		
TECHIGURU INCORPORATED	101-2020-12-06045	2020-12-29	1,775,754.20	1,775,754.20	1,775,754.20	-	-	-	-	-		
TECHIGURU INCORPORATED	101-2020-12-06046	2020-12-29	1,979,954.82	1,979,954.82	1,979,954.82	-	-	-	-	-		
TECHIGURU INCORPORATED	101-2020-12-06047	2020-12-29	939,663.18	939,663.18	939,663.18	-	-	-	-	-		
TECHIGURU INCORPORATED	101-2020-12-06048	2020-12-29	1,119,705.66	1,119,705.66	1,119,705.66	-	-	-	-	-		
TECHIGURU INCORPORATED	101-2020-12-06049	2020-12-29	1,235,912.00	1,235,912.00	1,235,912.00	-	-	-	-	-		
TECHIGURU INCORPORATED	101-2020-12-06050	2020-12-29	770,119.00	770,119.00	770,119.00	-	-	-	-	-		
TECHIGURU INCORPORATED	101-2020-12-06051	2020-12-29	25,656,616.22	25,656,616.22	25,656,616.22	-	-	-	-	-		
TECHIGURU INCORPORATED	101-2020-12-06052	2020-12-29	3,227,632.32	3,227,632.32	3,227,632.32	-	-	-	-	-		
TECHIGURU INCORPORATED	101-2020-12-06053	2020-12-29	12,169,794.00	12,169,794.00	12,169,794.00	-	-	-	-	-		
TECHIGURU INCORPORATED	101-2020-12-06054	2020-12-29	1,497,315.60	1,497,315.60	1,497,315.60	-	-	-	-	-		
TECHIGURU INCORPORATED	101-2020-12-06055	2020-12-29	3,524,402.76	3,524,402.76	3,524,402.76	-	-	-	-	-		
TECHIGURU INCORPORATED	101-2020-12-06056	2020-12-29	449,775.00	449,775.00	449,775.00	-	-	-	-	-		
TECHIGURU INCORPORATED	101-2020-12-06057	2020-12-29	530,362.50	530,362.50	530,362.50	-	-	-	-	-		
TECHIGURU INCORPORATED	101-2020-12-06058	2020-12-29	5,034,642.69	5,034,642.69	5,034,642.69	-	-	-	-	-		
TECHIGURU INCORPORATED	101-2020-12-06059	2020-12-29	7,861,817.26	7,861,817.26	7,861,817.26	-	-	-	-	-		
TECHIGURU INCORPORATED	101-2020-12-06060	2020-12-29	5,515,843.75	5,515,843.75	5,515,843.75	-	-	-	-	-		
TECHIGURU INCORPORATED	101-2020-12-06061	2020-12-29	24,663,778.72	24,663,778.72	24,663,778.72	-	-	-	-	-		
TECHIGURU INCORPORATED	101-2020-12-06062	2020-12-29	1,175,694.40	1,175,694.40	1,175,694.40	-	-	-	-	-		
TECHIGURU INCORPORATED	101-2020-12-06063	2020-12-29	4,632,538.37	4,632,538.37	4,632,538.37	-	-	-	-	-		
TECHIGURU INCORPORATED	101-2020-12-06064	2020-12-29	2,024,407.32	2,024,407.32	2,024,407.32	-	-	-	-	-		
TECHIGURU INCORPORATED	101-2020-12-06065	2020-12-29	188,035.70	188,035.70	188,035.70	-	-	-	-	-		
TECHIGURU INCORPORATED	101-2020-12-06066	2020-12-29	19,272,424.04	19,272,424.04	19,272,424.04	-	-	-	-	-		
TECHIGURU INCORPORATED	101-2020-12-06067	2020-12-29	2,979,908.48	2,979,908.48	2,979,908.48	-	-	-	-	-		
TECHIGURU INCORPORATED	101-2020-12-06068	2020-12-29	3,088,557.60	3,088,557.60	3,088,557.60	-	-	-	-	-		
TECHIGURU INCORPORATED	101-2020-12-06069	2020-12-29	3,426,778.26	3,426,778.26	3,426,778.26	-	-	-	-	-		
TECHIGURU INCORPORATED	101-2020-12-06070	2020-12-29	26,486,655.10	26,486,655.10	26,486,655.10	-	-	-	-	-		
TECHIGURU INCORPORATED	101-2020-12-06071	2020-12-29	38,990,890.40	38,990,890.40	38,990,890.40	-	-	-	-	-		
TECHIGURU INCORPORATED	101-2020-12-06072	2020-12-29	3,376,752.30	3,376,752.30	3,376,752.30	-	-	-	-	-		

Name of Creditors	Obligation Request and Status			AGING OF UNPAID OBLIGATIONS							Remarks
	Number	Date	Amount	Amount	90 days & below	91 to 180 days	181 to 270 days	271 to 365/366 days	More than 1 year but less than 2 years	More than 2 years	
TECHIGURU INCORPORATED	1	1980-01-03	210,834.90	5=(6+7+8+9+10+11)	210,834.90	210,834.90	-	-	-	-	
TECHIGURU INCORPORATED	2	2020-12-29	186,640.20	186,640.20	186,640.20	-	-	-	-	-	
TECHIGURU INCORPORATED	3	2020-12-29	292,223.40	292,223.40	292,223.40	-	-	-	-	-	
TECHIGURU INCORPORATED	4	2020-12-29	255,957.80	255,957.80	255,957.80	-	-	-	-	-	
TECHIGURU INCORPORATED	5	2020-12-29	543,909.45	543,909.45	543,909.45	-	-	-	-	-	
TECHIGURU INCORPORATED	6	2020-12-29	688,635.20	688,635.20	688,635.20	-	-	-	-	-	
TECHIGURU INCORPORATED	7	2020-12-29	374,803.00	374,803.00	374,803.00	-	-	-	-	-	
TECHIGURU INCORPORATED	8	2020-12-29	771,101.45	771,101.45	771,101.45	-	-	-	-	-	
TECHIGURU INCORPORATED	9	2020-12-29	1,123,965.05	1,123,965.05	1,123,965.05	-	-	-	-	-	
TECHIGURU INCORPORATED	10	2020-12-29	6,033,371.76	6,033,371.76	6,033,371.76	-	-	-	-	-	
TECHIGURU INCORPORATED	11	2020-12-29	296,597.00	296,597.00	296,597.00	-	-	-	-	-	
TECHIGURU INCORPORATED	12	2020-12-29	1,256,469.94	1,256,469.94	1,256,469.94	-	-	-	-	-	
TECHIGURU INCORPORATED	13	2020-12-29	630,395.21	630,395.21	630,395.21	-	-	-	-	-	
TECHIGURU INCORPORATED	14	2020-12-29	1,780,202.47	1,780,202.47	1,780,202.47	-	-	-	-	-	
TECHIGURU INCORPORATED	15	2020-12-29	633,068.70	633,068.70	633,068.70	-	-	-	-	-	
TECHIGURU INCORPORATED	16	2020-12-29	410,790.40	410,790.40	410,790.40	-	-	-	-	-	
TECHIGURU INCORPORATED	17	2020-12-29	965,127.24	965,127.24	965,127.24	-	-	-	-	-	
TECHIGURU INCORPORATED	18	2020-12-29	1,724,385.12	1,724,385.12	1,724,385.12	-	-	-	-	-	
TECHIGURU INCORPORATED	19	2020-12-29	542,050.30	542,050.30	542,050.30	-	-	-	-	-	
ALFONSO P. FRANCISCO	20	2020-12-29	2,525.00	2,525.00	2,525.00	-	-	-	-	-	
ALFONSO P. FRANCISCO	21	2020-12-29	1,620.00	1,620.00	1,620.00	-	-	-	-	-	
JASON P. RAPOSAS	22	2020-12-29	4,000.00	4,000.00	4,000.00	-	-	-	-	-	
PERLA V. LUCAS	23	2020-12-29	10,200.00	10,200.00	10,200.00	-	-	-	-	-	
PERLA V. LUCAS	24	2020-12-29	15,014.00	15,014.00	15,014.00	-	-	-	-	-	
JOYCE ELIZABETH R. MENESES	25	2020-12-29	1,000.00	1,000.00	1,000.00	-	-	-	-	-	
NOJASCO N. MENDOZA	26	2020-12-29	15,656.00	15,656.00	15,656.00	-	-	-	-	-	
COMARLE TRADING	27	2020-12-29	9,000.00	9,000.00	9,000.00	-	-	-	-	-	
ZHUJIAR MFG INC	28	2020-12-29	166,000.00	166,000.00	166,000.00	-	-	-	-	-	
SEAL INDUSTRIAL MARKETING CORP	29	2020-12-29	25,750.00	25,750.00	25,750.00	-	-	-	-	-	
CHRISTIAN ANDREI C. AGUILAR	30	2020-12-29	704.00	704.00	704.00	-	-	-	-	-	
LYKA S. CARIATIVO	31	2020-12-29	7,000.00	7,000.00	7,000.00	-	-	-	-	-	
GEI YN O. LEE	32	2020-12-29	1,500.00	1,500.00	1,500.00	-	-	-	-	-	
MASANGAY COMPUTER CENTER	33	2020-12-29	5,000.00	5,000.00	5,000.00	-	-	-	-	-	
JAMIE DELA CRUZ MARANO	34	2020-12-29	3,000.00	3,000.00	3,000.00	-	-	-	-	-	
MARY JD. GLORIA	35	2020-12-29	3,000.00	3,000.00	3,000.00	-	-	-	-	-	
PATRISHA D. ARBOLENTE	36	2020-12-29	3,000.00	3,000.00	3,000.00	-	-	-	-	-	
FRANKIE V. MAJARALO	37	2020-12-29	3,000.00	3,000.00	3,000.00	-	-	-	-	-	
VARIOUS PAYEES	38	2020-12-29	6,000.00	6,000.00	6,000.00	-	-	-	-	-	
VARIOUS PAYEES	39	2020-12-29	4,249.20	4,249.20	4,249.20	-	-	-	-	-	
BERLENE JANE L. SOLIDOR	40	2020-12-29	1,619.68	1,619.68	1,619.68	-	-	-	-	-	
ANTHONY M. CORTIZ	41	2020-12-29	27,161.42	27,161.42	27,161.42	-	-	-	-	-	
FRANCHESKA G. MILITAYLA	42	2020-12-29	7,843.60	7,843.60	7,843.60	-	-	-	-	-	
ROZMIN ARROYO	43	2020-12-29	6,146.32	6,146.32	6,146.32	-	-	-	-	-	
SMART COMMUNICATIONS, INC.	44	2020-12-29	2,594.44	2,594.44	2,594.44	-	-	-	-	-	
SMART COMMUNICATIONS, INC.	45	2020-12-29	905.00	905.00	905.00	-	-	-	-	-	
AULYN G. BIVARAO	46	2020-12-29	687.75	687.75	687.75	-	-	-	-	-	
MASANGAY COMPUTER CENTER	47	2020-12-29	5,000.00	5,000.00	5,000.00	-	-	-	-	-	
EVANGELINE C. OANNA	48	2020-12-29	3,200.00	3,200.00	3,200.00	-	-	-	-	-	
PROCUREMENT SERVICE DBM	49	2020-12-29	6,606.76	6,606.76	6,606.76	-	-	-	-	-	


Name of Creditors	Obligation Request and Status				AGING OF UNPAID OBLIGATIONS							Remarks
	Number	Date	Amount	Amount	90 days & below	91 to 180 days	181 to 270 days	271 to 365/366 days	More than 1 year but less than 2 years	More than 2 years		
PROCUREMENT SERVICE -DBM	1	2020-12-29	14,718.74	14,718.74	14,718.74	-	-	-	-	-		
PROCUREMENT SERVICE -DBM	2	2020-12-29	3,581.19	3,581.19	3,581.19	-	-	-	-	-		
ZAB ENTERPRISES INC		2020-12-29	9,130.00	9,130.00	9,130.00	-	-	-	-	-		
DACRIDECK ENTERPRISES		2020-12-29	36,990.00	36,990.00	36,990.00	-	-	-	-	-		
INNOVE COMMUNICATIONS INC.		2020-12-29	2,684.48	2,684.48	2,684.48	-	-	-	-	-		
PILOT		2020-12-29	5,600.00	5,600.00	5,600.00	-	-	-	-	-		
PILOT		2020-12-29	5,600.00	5,600.00	5,600.00	-	-	-	-	-		
JOYCE ELIZABETH R. MENeses		2020-12-29	1,000.00	1,000.00	1,000.00	-	-	-	-	-		
OTUS COPY SYSTEMS INC.		2020-12-29	6,193.28	6,193.28	6,193.28	-	-	-	-	-		
MARIA A. ROQUE		2020-12-29	1,999.00	1,999.00	1,999.00	-	-	-	-	-		
MARIA A. ROQUE		2020-12-29	3,219.43	3,219.43	3,219.43	-	-	-	-	-		
JOYCE ELIZABETH R. MENeses		2020-12-29	1,000.00	1,000.00	1,000.00	-	-	-	-	-		
KIMBERLY ANN TIBURCIO		2020-12-29	15,589.00	15,589.00	15,589.00	-	-	-	-	-		
COOL ADS DESIGNS AND PRINT INC.		2020-12-29	11,500.00	11,500.00	11,500.00	-	-	-	-	-		
UP TOWN INDUSTRIAL SALES INC.		2020-12-29	29,208.00	29,208.00	29,208.00	-	-	-	-	-		
LANTAU INDUSTRIAL SUPPLY & SERVICE CORPORATION		2020-12-29	70,446.50	70,446.50	70,446.50	-	-	-	-	-		
HENROSE MARKETING		2020-12-29	28,800.00	28,800.00	28,800.00	-	-	-	-	-		
PENTON TRADING		2020-12-29	89,160.00	89,160.00	89,160.00	-	-	-	-	-		
PROCUREMENT SERVICE -DBM		2020-12-29	7,103.00	7,103.00	7,103.00	-	-	-	-	-		
JAN MICHAEL P. JARO		2020-12-29	2,999.00	2,999.00	2,999.00	-	-	-	-	-		
PROCUREMENT SERVICE -DBM		2020-12-29	7,410.00	7,410.00	7,410.00	-	-	-	-	-		
WILMA T. BATHAN		2020-12-29	2,800.00	2,800.00	2,800.00	-	-	-	-	-		
PROCUREMENT SERVICE -DBM		2020-12-29	9,193.00	9,193.00	9,193.00	-	-	-	-	-		
WILMA T. BATHAN		2020-12-29	10,200.00	10,200.00	10,200.00	-	-	-	-	-		
WILMA T. BATHAN		2020-12-29	10,200.00	10,200.00	10,200.00	-	-	-	-	-		
MARIBEL M. NAHUAL		2020-12-29	6,747.00	6,747.00	6,747.00	-	-	-	-	-		
MARIBEL M. NAHUAL		2020-12-29	7,416.47	7,416.47	7,416.47	-	-	-	-	-		
MARIBEL M. NAHUAL		2020-12-29	2,200.00	2,200.00	2,200.00	-	-	-	-	-		
MARIBEL M. NAHUAL		2020-12-29	10,158.00	10,158.00	10,158.00	-	-	-	-	-		
MARIBEL M. NAHUAL		2020-12-29	800.00	800.00	800.00	-	-	-	-	-		
MARIBEL M. NAHUAL		2020-12-29	16,164.00	16,164.00	16,164.00	-	-	-	-	-		
DINA V. ESMAS		2020-12-29	720.57	720.57	720.57	-	-	-	-	-		
JACQUE LOU B. RUBIO		2020-12-29	348.00	348.00	348.00	-	-	-	-	-		
FERMIN E. FANG		2020-12-29	50,770.76	50,770.76	50,770.76	-	-	-	-	-		
LUZON SALES CO. INC.		2020-12-29	69,810.00	69,810.00	69,810.00	-	-	-	-	-		
UP TOWN INDUSTRIAL SALES INC.		2020-12-29	19,310.00	19,310.00	19,310.00	-	-	-	-	-		
LUZON SALES CO. INC.		2020-12-29	19,550.00	19,550.00	19,550.00	-	-	-	-	-		
TESDA REGION I		2020-12-29	197,246.41	197,246.41	197,246.41	-	-	-	-	-		
LBC EXPRESS INC.		2020-12-29	735.00	735.00	735.00	-	-	-	-	-		
LBC EXPRESS INC.		2020-12-29	1,405.00	1,405.00	1,405.00	-	-	-	-	-		
LBC EXPRESS INC.		2020-12-29	15,170.00	15,170.00	15,170.00	-	-	-	-	-		
LBC EXPRESS INC.		2020-12-29	1,425.00	1,425.00	1,425.00	-	-	-	-	-		
LBC EXPRESS INC.		2020-12-29	65.00	65.00	65.00	-	-	-	-	-		
LBC EXPRESS INC.		2020-12-29	95.00	95.00	95.00	-	-	-	-	-		
LBC EXPRESS INC.		2020-12-29	190.00	190.00	190.00	-	-	-	-	-		
LBC EXPRESS INC.		2020-12-29	75.00	75.00	75.00	-	-	-	-	-		
LBC EXPRESS INC.		2020-12-29	450.00	450.00	450.00	-	-	-	-	-		
LBC EXPRESS INC.		2020-12-29	65.00	65.00	65.00	-	-	-	-	-		
LBC EXPRESS INC.		2020-12-29	96.00	96.00	96.00	-	-	-	-	-		
LBC EXPRESS INC.		2020-12-29	225.00	225.00	225.00	-	-	-	-	-		

Name of Creditors	Obligation Request and Status			AGING OF UNPAID OBLIGATIONS										Remarks
	Number	Date	Amount	Amount	6	7	8	9	10	11				
LBC EXPRESS, INC.	1	1900-01-03	65,270.00	65,270.00	65,270.00	-	-	-	-	-	-	-	-	
LBC EXPRESS, INC.		2020-12-29	130.00	130.00	130.00	-	-	-	-	-	-	-	-	
LBC EXPRESS, INC.		2020-12-29	75.00	75.00	75.00	-	-	-	-	-	-	-	-	
LBC EXPRESS, INC.		2020-12-29	75.00	75.00	75.00	-	-	-	-	-	-	-	-	
LBC EXPRESS, INC.		2020-12-29	545.00	545.00	545.00	-	-	-	-	-	-	-	-	
LBC EXPRESS, INC.		2020-12-29	85.00	85.00	85.00	-	-	-	-	-	-	-	-	
LBC EXPRESS, INC.		2020-12-29	2,340.00	2,340.00	2,340.00	-	-	-	-	-	-	-	-	
LBC EXPRESS, INC.		2020-12-29	195.00	195.00	195.00	-	-	-	-	-	-	-	-	
LBC EXPRESS, INC.		2020-12-29	130.00	130.00	130.00	-	-	-	-	-	-	-	-	
LBC EXPRESS, INC.		2020-12-29	22,690.00	22,690.00	22,690.00	-	-	-	-	-	-	-	-	
LBC EXPRESS, INC.		2020-12-29	1,670.00	1,670.00	1,670.00	-	-	-	-	-	-	-	-	
LBC EXPRESS, INC.		2020-12-29	75.00	75.00	75.00	-	-	-	-	-	-	-	-	
LBC EXPRESS, INC.		2020-12-29	1,900.00	1,900.00	1,900.00	-	-	-	-	-	-	-	-	
LBC EXPRESS, INC.		2020-12-29	5,985.00	5,985.00	5,985.00	-	-	-	-	-	-	-	-	
LBC EXPRESS, INC.		2020-12-29	1,275.00	1,275.00	1,275.00	-	-	-	-	-	-	-	-	
LBC EXPRESS, INC.		2020-12-29	180.00	180.00	180.00	-	-	-	-	-	-	-	-	
LBC EXPRESS, INC.		2020-12-29	4,695.00	4,695.00	4,695.00	-	-	-	-	-	-	-	-	
LBC EXPRESS, INC.		2020-12-29	75.00	75.00	75.00	-	-	-	-	-	-	-	-	
LBC EXPRESS, INC.		2020-12-29	50,000.00	50,000.00	50,000.00	-	-	-	-	-	-	-	-	
LBC EXPRESS, INC.		2020-12-29	30,278.38	30,278.38	30,278.38	-	-	-	-	-	-	-	-	
EDEN V. DIZON		2020-12-29	4,998,945.20	4,998,945.20	4,998,945.20	-	-	-	-	-	-	-	-	
TESDA REGION I		2020-12-29	3,386,925.20	3,386,925.20	3,386,925.20	-	-	-	-	-	-	-	-	
TESDA REGION III		2020-12-29	1,788,285.00	1,788,285.00	1,788,285.00	-	-	-	-	-	-	-	-	
TESDA REGION IV A		2020-12-29	2,988,596.00	2,988,596.00	2,988,596.00	-	-	-	-	-	-	-	-	
TESDA REGION VII		2020-12-29	5,690,155.00	5,690,155.00	5,690,155.00	-	-	-	-	-	-	-	-	
TESDA REGION VIII		2020-12-29	4,674,429.00	4,674,429.00	4,674,429.00	-	-	-	-	-	-	-	-	
TESDA REGION IX		2020-12-29	9,991,065.00	9,991,065.00	9,991,065.00	-	-	-	-	-	-	-	-	
TESDA REGION X		2020-12-29	3,165,890.00	3,165,890.00	3,165,890.00	-	-	-	-	-	-	-	-	
TESDA REGION XI		2020-12-29	9,019,471.90	9,019,471.90	9,019,471.90	-	-	-	-	-	-	-	-	
TESDA CARAGA		2020-12-29	679,432.20	679,432.20	679,432.20	-	-	-	-	-	-	-	-	
TESDA REGION I		2020-12-29	4,417,352.20	4,417,352.20	4,417,352.20	-	-	-	-	-	-	-	-	
TESDA REGION II		2020-12-29	2,994,726.20	2,994,726.20	2,994,726.20	-	-	-	-	-	-	-	-	
TESDA REGION X		2020-12-29	5,997,252.00	5,997,252.00	5,997,252.00	-	-	-	-	-	-	-	-	
TESDA CARAGA		2020-12-29	191,020.00	191,020.00	191,020.00	-	-	-	-	-	-	-	-	
TESDA NCR		2020-12-29	1,778,946.00	1,778,946.00	1,778,946.00	-	-	-	-	-	-	-	-	
TESDA REGION I		2020-12-29	7,522,424.80	7,522,424.80	7,522,424.80	-	-	-	-	-	-	-	-	
TESDA REGION III		2020-12-29	3,303,128.20	3,303,128.20	3,303,128.20	-	-	-	-	-	-	-	-	
TESDA REGION V		2020-12-29	2,387,226.00	2,387,226.00	2,387,226.00	-	-	-	-	-	-	-	-	
TESDA REGION IX		2020-12-29	3,871,195.80	3,871,195.80	3,871,195.80	-	-	-	-	-	-	-	-	
TESDA REGION X		2020-12-29	5,874,790.80	5,874,790.80	5,874,790.80	-	-	-	-	-	-	-	-	
TESDA REGION XI		2020-12-29	12,218,289.00	12,218,289.00	12,218,289.00	-	-	-	-	-	-	-	-	
TESDA CARAGA		2020-12-29	39,652.00	39,652.00	39,652.00	-	-	-	-	-	-	-	-	
PERRY-A-OFFICE SUPPLIES AND EQUIPMENT TRADING		2020-12-29	1,250.00	1,250.00	1,250.00	-	-	-	-	-	-	-	-	
CYLE AMOR G. LITAO		2020-12-29	1,250.00	1,250.00	1,250.00	-	-	-	-	-	-	-	-	
CYLE AMOR G. LITAO		2020-12-29	1,250.00	1,250.00	1,250.00	-	-	-	-	-	-	-	-	
ARCADIA CRESEDA BALINA		2020-12-29	1,250.00	1,250.00	1,250.00	-	-	-	-	-	-	-	-	
ARCADIA CRESEDA BALINA		2020-12-29	1,250.00	1,250.00	1,250.00	-	-	-	-	-	-	-	-	
MELANIE GRACE T. ROMERO		2020-12-29	3,332.96	3,332.96	3,332.96	-	-	-	-	-	-	-	-	


Name of Creditors	Obligation Request and Status			AGING OF UNPAID OBLIGATIONS							Remarks
	Number	Date	Amount	Amount	80 days & below	91 to 180 days	181 to 270 days	271 to 365/366 days	More than 1 year but less than 2 years	More than 2 years	
TESDA REGION IX	1	1900-01-03	96,962.26	96,962.26	96,962.26	-	-	-	-	-	
AMADOR G. TAPANAN, JR.		101-2020-12-06197	3,000.00	3,000.00	3,000.00	-	-	-	-	-	
VARIOUS PAYEES		101-2020-12-06198	18,900.00	18,900.00	18,900.00	-	-	-	-	-	
NOELITA S. IGOT		101-2020-12-06199	21,000.00	21,000.00	21,000.00	-	-	-	-	-	
TESDA NCR		101-2020-12-06200	3,000.00	3,000.00	3,000.00	-	-	-	-	-	
TESDA REGION X		101-2020-12-06201	24,000,000.00	24,000,000.00	24,000,000.00	-	-	-	-	-	
BARRAM MINISTRY OF BASIC, HIGHER AND TECHNICAL EDUCATION (MBHTE)		101-2020-12-06203	90,000.00	90,000.00	90,000.00	-	-	-	-	-	
BARRAM MINISTRY OF BASIC, HIGHER AND TECHNICAL EDUCATION (MBHTE)		101-2020-12-06204	18,300,000.00	18,300,000.00	18,300,000.00	-	-	-	-	-	
BARRAM MINISTRY OF BASIC, HIGHER AND TECHNICAL EDUCATION (MBHTE)		101-2020-12-06205	22,531,979.20	22,531,979.20	22,531,979.20	-	-	-	-	-	
BARRAM MINISTRY OF BASIC, HIGHER AND TECHNICAL EDUCATION (MBHTE)		101-2020-12-06206	20,983,554.40	20,983,554.40	20,983,554.40	-	-	-	-	-	
HDMF		101-2020-12-06207	600.00	600.00	600.00	-	-	-	-	-	
HDMF		101-2020-12-06207	1,000.00	1,000.00	1,000.00	-	-	-	-	-	
HDMF		101-2020-12-06207	500.00	500.00	500.00	-	-	-	-	-	
HDMF		101-2020-12-06207	300.00	300.00	300.00	-	-	-	-	-	
HDMF		101-2020-12-06207	400.00	400.00	400.00	-	-	-	-	-	
HDMF		101-2020-12-06207	400.00	400.00	400.00	-	-	-	-	-	
PHILIPPINE HEALTH INSURANCE CORP.		101-2020-12-06208	2,871.36	2,871.36	2,871.36	-	-	-	-	-	
PHILIPPINE HEALTH INSURANCE CORP.		101-2020-12-06208	7,188.28	7,188.28	7,188.28	-	-	-	-	-	
PHILIPPINE HEALTH INSURANCE CORP.		101-2020-12-06208	2,804.22	2,804.22	2,804.22	-	-	-	-	-	
PHILIPPINE HEALTH INSURANCE CORP.		101-2020-12-06208	2,105.61	2,105.61	2,105.61	-	-	-	-	-	
PHILIPPINE HEALTH INSURANCE CORP.		101-2020-12-06208	1,730.52	1,730.52	1,730.52	-	-	-	-	-	
PHILIPPINE HEALTH INSURANCE CORP.		101-2020-12-06208	1,127.04	1,127.04	1,127.04	-	-	-	-	-	
ANNA VERONICA BELMONTTE		101-2020-12-06208	1,000.00	1,000.00	1,000.00	-	-	-	-	-	
VARIOUS PAYEES		101-2020-12-06210	16,791.89	16,791.89	16,791.89	-	-	-	-	-	
G/A MEI VIVAS		101-2020-12-06211	3,000.00	3,000.00	3,000.00	-	-	-	-	-	
VARIOUS PAYEES		101-2020-12-06212	6,000.00	6,000.00	6,000.00	-	-	-	-	-	
CHARLYN B. JUSTIMBASITE		101-2020-12-06213	2,000.00	2,000.00	2,000.00	-	-	-	-	-	
CHARLYN B. JUSTIMBASITE		101-2020-12-06214	2,000.00	2,000.00	2,000.00	-	-	-	-	-	
BULDOS A. BANTO		101-2020-12-06215	216,000.00	216,000.00	216,000.00	-	-	-	-	-	
VON & LUKE CATERING SERVICES		101-2020-12-06216	17,808.00	17,808.00	17,808.00	-	-	-	-	-	
VON & LUKE CATERING SERVICES		101-2020-12-06217	13,720.00	13,720.00	13,720.00	-	-	-	-	-	
VON & LUKE CATERING SERVICES		101-2020-12-06218	8,176.00	8,176.00	8,176.00	-	-	-	-	-	
HENRY SISON		101-2020-12-06219	6,000.00	6,000.00	6,000.00	-	-	-	-	-	
PATRISHA D. ARBOLLENTE		101-2020-12-06220	809.84	809.84	809.84	-	-	-	-	-	
MARY JD. GLORIA		101-2020-12-06221	809.84	809.84	809.84	-	-	-	-	-	
G/A MEI M. VIVAS		101-2020-12-06222	6,340.24	6,340.24	6,340.24	-	-	-	-	-	
DYNIA GRACIA C. DEL ROSARIO		101-2020-12-06224	1,398.00	1,398.00	1,398.00	-	-	-	-	-	
TESDA REGION II		101-2020-12-06225	40,000.00	40,000.00	40,000.00	-	-	-	-	-	
BEVERLY BAYONISTO		101-2020-12-06226	12,957.68	12,957.68	12,957.68	-	-	-	-	-	
BEVERLY BAYONISTO		101-2020-12-06226	1,161.29	1,161.29	1,161.29	-	-	-	-	-	
BEVERLY BAYONISTO		101-2020-12-06227	600.00	600.00	600.00	-	-	-	-	-	
GSIS		101-2020-12-06227	1,000.00	1,000.00	1,000.00	-	-	-	-	-	
GSIS		101-2020-12-06227	500.00	500.00	500.00	-	-	-	-	-	
GSIS		101-2020-12-06227	300.00	300.00	300.00	-	-	-	-	-	
GSIS		101-2020-12-06227	400.00	400.00	400.00	-	-	-	-	-	
GSIS		101-2020-12-06227	400.00	400.00	400.00	-	-	-	-	-	
GLOBE TELECOM, INC.		101-2020-12-06228	1,499.00	1,499.00	1,499.00	-	-	-	-	-	
VARIOUS PAYEES		101-2020-12-06228	12,000.00	12,000.00	12,000.00	-	-	-	-	-	

Name of Creditors	Obligation Request and Status		AGING OF UNPAID OBLIGATIONS									
	Number	Date	Amount	Amount	90 days & below	91 to 180 days	181 to 270 days	271 to 365/366 days	More than 1 year but less than 2 years	More than 2 years	Remarks	
TESDA REGION III	1	1900-01-03	4	6=(6+7+8+9+10+11)	6	7	8	9	10	11	12	
	2	2020-12-29	56,147.40	56,147.40	56,147.40	-	-	-	-	-	-	
PATRICIA MARIE CUADRA		2020-12-29	13,648.52	13,648.52	13,648.52	-	-	-	-	-	-	
PATRICIA MARIE CUADRA		2020-12-29	709.68	709.68	709.68	-	-	-	-	-	-	
	Sub-total		1,314,018,110.68	1,314,018,110.68	1,313,862,178.18	39,200.00	-	16,732.50	-	-	-	
Total			1,314,018,110.68	1,314,018,110.68	1,313,862,178.18	39,200.00	-	16,732.50	-	-	-	
GRAND TOTAL			1,314,018,110.68	1,314,018,110.68	1,313,862,178.18	39,200.00	-	16,732.50	-	-	-	
Total Current Year Appropriations			1,314,018,110.68	1,314,018,110.68	1,313,862,178.18	39,200.00	-	16,732.50	-	-	-	
Total Prior Years' Appropriations			-	-	-	-	-	-	-	-	-	


Certified Correct:


SHARON S. ESTIGOY
 Chief, Budget Division
 Date: _____


Certified Correct:


GABRIEL M. SAUGON Jr
 Accountant IV, Officer in Charge
 Date: _____

Recommending Approval:


MA. MAGDALENITA P. BUTAD
 Director IV, FMS
 Date: _____

Approved By:


ISIDRO S. LAPENA, PhD, CSEE
 Head of Agency/Department Secretary
 Date: _____